

# G SUITE

## googleclassroom




### WEB-BASED TIPS

powered by edtechteam

#### 1. Expand Your Classroom

Add multiple teachers great option for co-teachers

Learn more > [goo.gl/0liZfR](http://goo.gl/0liZfR)



#### 2. Save Drafts

Save drafts of assignments and announcements

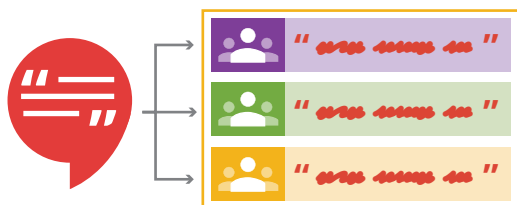
Learn More > [goo.gl/ltnAAr](http://goo.gl/ltnAAr)



#### 3. Post Efficiently

Post to multiple sections of the same class

Learn More > [goo.gl/8D990G](http://goo.gl/8D990G)



#### 4. Integrate Google Calendar

Add calendar option (keeps students/parents informed)

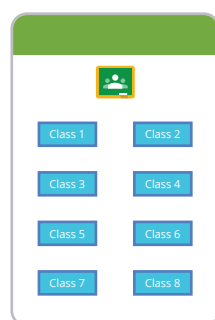
Learn More > [goo.gl/eK587Z](http://goo.gl/eK587Z)



#### 5. Student "To-Do" List

Students can see all their homework for all their classes in one place


Learn More > [goo.gl/uNjH4v](http://goo.gl/uNjH4v)



#### 6. Teacher "To Review" List

On the Work page you can review student work (assignments and questions) as well as any grades or previous comments.

Learn More > [goo.gl/eYtozd](http://goo.gl/eYtozd)



#### 7. Expand Your About Section

Use the about section to post online textbook, websites you visit often and class materials in 1 easy to find location

Learn More > [goo.gl/TEbcjH](http://goo.gl/TEbcjH)

#### 8. Add to the Discussion

Post discussion questions via  
> Comment Thread in Assignment  
> Link to a Google Group Forum  
> Link to a Google+ Community

Learn More > [goo.gl/TEbcjH](http://goo.gl/TEbcjH)



#### 9. Use Last Year's Lessons

Reuse posts from previous years (huge time-saver!)

Learn More > [goo.gl/cgvxjP](http://goo.gl/cgvxjP)



#### 10. Keep Assignments Visible

For semester long projects, move the assignment up the stream as the year goes on so it doesn't get buried in posts

Learn More > [goo.gl/uHUo2s](http://goo.gl/uHUo2s)



#gafesummit

[www.edtechteam.com](http://www.edtechteam.com)

