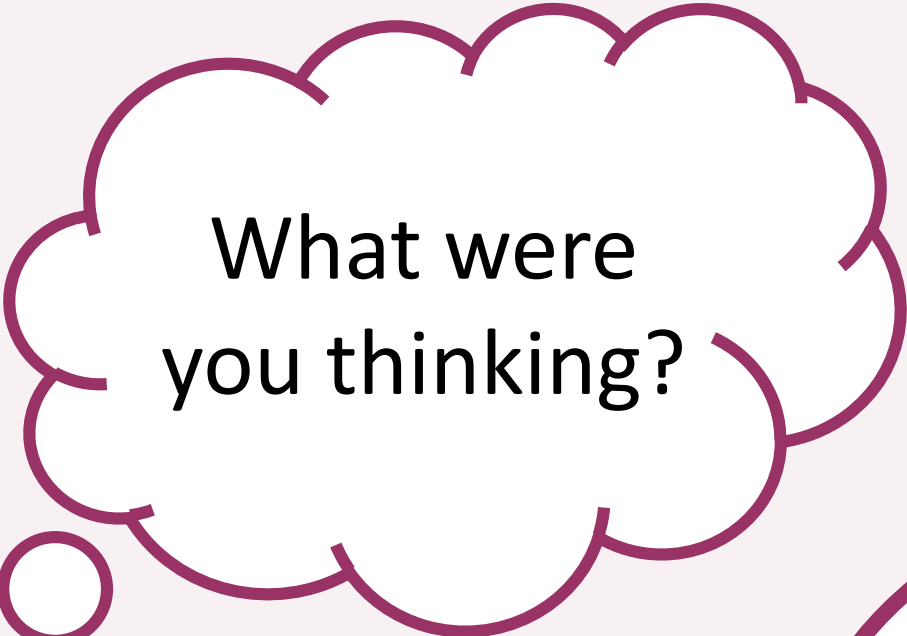




1. Take a seat on the side of the room for the program you work with most
2. Complete the test on top of the folder
3. **DO NOT** open the folder



What were
you thinking?




How did you
feel?

A photograph of a stone path in a garden. The path is made of large, flat, light-colored stones set in a gravel bed. It is flanked by low stone walls and filled with various plants, including red-leafed shrubs, white flowers, and green foliage. In the background, there are many thin trees with green leaves, creating a dense canopy. The overall scene is peaceful and natural.

Tranquil Testing: The Student Experience

Laura Ruiz
Sharon Webb

A photograph of a stone path leading through a forest, with a semi-transparent purple overlay covering the entire image. The path is made of rectangular stones and leads towards a dense forest of tall trees. The text is centered over the path.

Testing vs Assessment

Test Anxiety



Prepare
the
Students



Best
Practices



Prepare
the
Staff





Preparing the Students

Where to go?

Time and day?

How long is it?

What to (not) bring?

What kind of questions?

What subjects will be tested?

Assessment for ABE/GED Instruction



TESTS OF ADULT BASIC EDUCATION

WHAT IS TABE?

- An assessment to determine what levels of instruction you need in Reading, Language, and Mathematics
- Not a pass/fail test

HOW CAN I PREPARE?

- Bring photo ID
- Leave all phones, electronics, watches, and personal items outside of testing area.
- Do your best, but do not blindly guess.
- Leave items blank for which you have no educated guess.

HOW LONG WILL IT TAKE?

- A minimum of 3 testing sessions.
- Each testing session will be a maximum of 2-3 hours

WHEN AND WHERE WILL I TAKE THE TEST?

- Date _____
- Arrive no later than _____
- Report to Room _____



Assessment for ESOL Instruction



CASAS

WHAT IS CASAS?

- An assessment to determine what levels of instruction you need in Reading and Listening skills in English.
- Not a pass/fail test

WHAT TYPES OF QUESTIONS WILL BE ON THE TEST?

- Multiple choice
- Oral questions, Reading and Listening questions

HOW CAN I PREPARE?

- Bring photo ID
- Leave all phones, electronics, watches, and personal items outside of testing area.

HOW LONG WILL IT TAKE?

- A maximum of 2 hours.

¿QUÉ ES CASAS?

- Una evaluación para determinar el nivel de instrucción que usted necesita para la lectura y la audición en inglés.
- No es una prueba para aprobar / reprobar.

¿QUÉ TIPOS DE PREGUNTAS TENDRÁ EL EXAMEN?

- Selección múltiple.
- Preguntas orales, lectura y preguntas de audición.

¿CÓMO ME PUEDO PREPARAR PARA EL EXAMEN?

- Presente una identificación con foto.
- Deje su teléfono, reloj, electrónicos y objetos personales fuera del área de examen.

¿CUÁNTO SE VA A DEMORAR?

- Un máximo de dos horas

KISA CASAS YE?

CASAS se yon tès ki la pou detèmine nan ki nivo ou ye nan zafè li ak konprann anglè. Tès sa se yon etid li ye. Sa vle di pagen pase eswa pa pase ladan.

KJIAN DE KESTYON YAP POZEW NAN TES CASAS?

Kestyon yo ap gen plizyè repons pouw chwazi youn nan yo. Ap gen kestyon a loral, kestyon pouw li epi yap pozew kestyon tou.

TOUT SAW DWIE KONNEN LEU WAP VINN PRAN TES LA?

Vini ak foto idantitew. Telefòn ou, mont ou, zafè pèsònèl ou ak kinenpòt lòt aparèy electronic ou posede, ou pap gen dwa antre avèw yo nan kote wap pran tès la.

KOMBYEN TAN TES LA AP DIRE?

Tès la dire pou pi plis 2 zèdetan

WHEN AND WHERE WILL I TAKE THE TEST?

- Date _____
- Arrive no later than _____
- Report to Room _____



About the GED® Test



➤ How do I register to take the test?

Create an account at GED.com
GED Ready™ Practice Tests available under the study tab

➤ How much does it cost?

Each of the four subtests are \$32, the complete test is \$128. We do not recommend you take all 4 tests on the same day.

➤ How long is the test?

Reasoning Through Language Arts	150 minutes
Mathematical Reasoning	115 minutes
Science	90 minutes
Social Studies	70 minutes

➤ How do I get my scores?

Scores are found at GED.com and are available 3-24 hours after taking the test. You will also receive a detailed score report to see what skills you need to develop if you need to re-test.

➤ What if I don't pass? Do I have to take the whole test over?

If you do not pass any one section of the test, you only need to retake that section. You can take any one section up to three times without a waiting period. After the third attempt, student must wait 60 days to take that section again.

➤ Do I have to take classes?

No, you do not have to be registered in an Adult Education Class to take the GED® Test. However, classes are available if you need assistance in one or more subjects.

➤ I'm 16 or 17 Years old. Can I take the GED® Test?

Yes, you can still take the test, but you will need an Age Waiver. Age Waiver information can be found at TestPBC.com

	Delray Beach	Palm Beach Gardens	Belle Glade
	301 SW 14th Ave. Delray Beach, 33444	3950 RCA Blvd. Suite 5002 Palm Beach Gardens, 33401	West Tech 2625 State Rd 715 Belle Glade, 33430



Student Resources

How to Register for Classes

TABE

CASAS (Spanish)

CASAS (Creole)

GED® Tests

The background of the slide is a soft-focus photograph of a traditional Japanese garden. A stone path made of flat, rectangular stones leads from the foreground towards a pond in the background. On the right side, a weeping willow tree with long, thin branches hangs over the path. The water in the pond is calm, reflecting the surrounding greenery and the sky. The overall atmosphere is peaceful and serene.

Technology Barriers

Computer Literacy Skills

Familiarity with Answering Technology Enhanced Questions

Using Online Calculator

Basic practice using a computer mouse

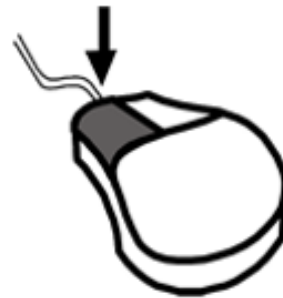


This is a mouse.

Hold the mouse.



Click the mouse.



Practice moving and using the mouse. Go to this link and follow the instructions.

<https://www.seniornet.org/howto/mouseexercises/placemouse1.html>

The background of the slide is a soft-focus photograph of a stone path leading towards a body of water. A willow tree with long, drooping branches is visible on the right side of the path. The overall tone is calm and natural.

Tutorials

[TABE Online Training Tools](#)

[GED Test Tutorial](#)

[GED Test Calculator Tutorial](#)

The background of the slide is a soft-focus photograph of a park. In the foreground, a path made of irregular grey stones leads from the bottom left towards the center. To the right of the path is a low, rustic stone wall. In the background, there is a calm pond reflecting the surrounding greenery and trees. The overall lighting is soft and natural, suggesting a peaceful outdoor setting.

Post-Testing

Make Testing Meaningful for the Students



Counseling

Congratulate Strengths

Set Goals for Areas to Improve

Discuss Using Strengths to Improve Weaker Skills

Make the Assessment Meaningful to Student

A soft-focus photograph of a forest stream with a small waterfall. The water flows over several large, rounded, moss-covered rocks. The surrounding trees and foliage are blurred, creating a peaceful and natural atmosphere. The text "Preparing the Staff" is centered over the upper half of the image in a dark, serif font.

Preparing the Staff



Environment

Quiet

Calm

Welcoming

Comfortable

Organized



Prepared

Materials Ready

Test Computers

Be Flexible

Consistency

Standardization



Customer Service



Plan B



Don't let our...

Stress

Become theirs.

Best Practices



TABLE

Day 1

Lang Locator

Lang Pre-test

Day 2

Math Locator

Math Pre-test

Day 3

Reading Locator

Reading Pre-test

TABLE

Day 1

Lang Locator

Lang Pre-test

Math Locator

Math Pre-test

Day 2

Reading Locator

Reading Pre-test

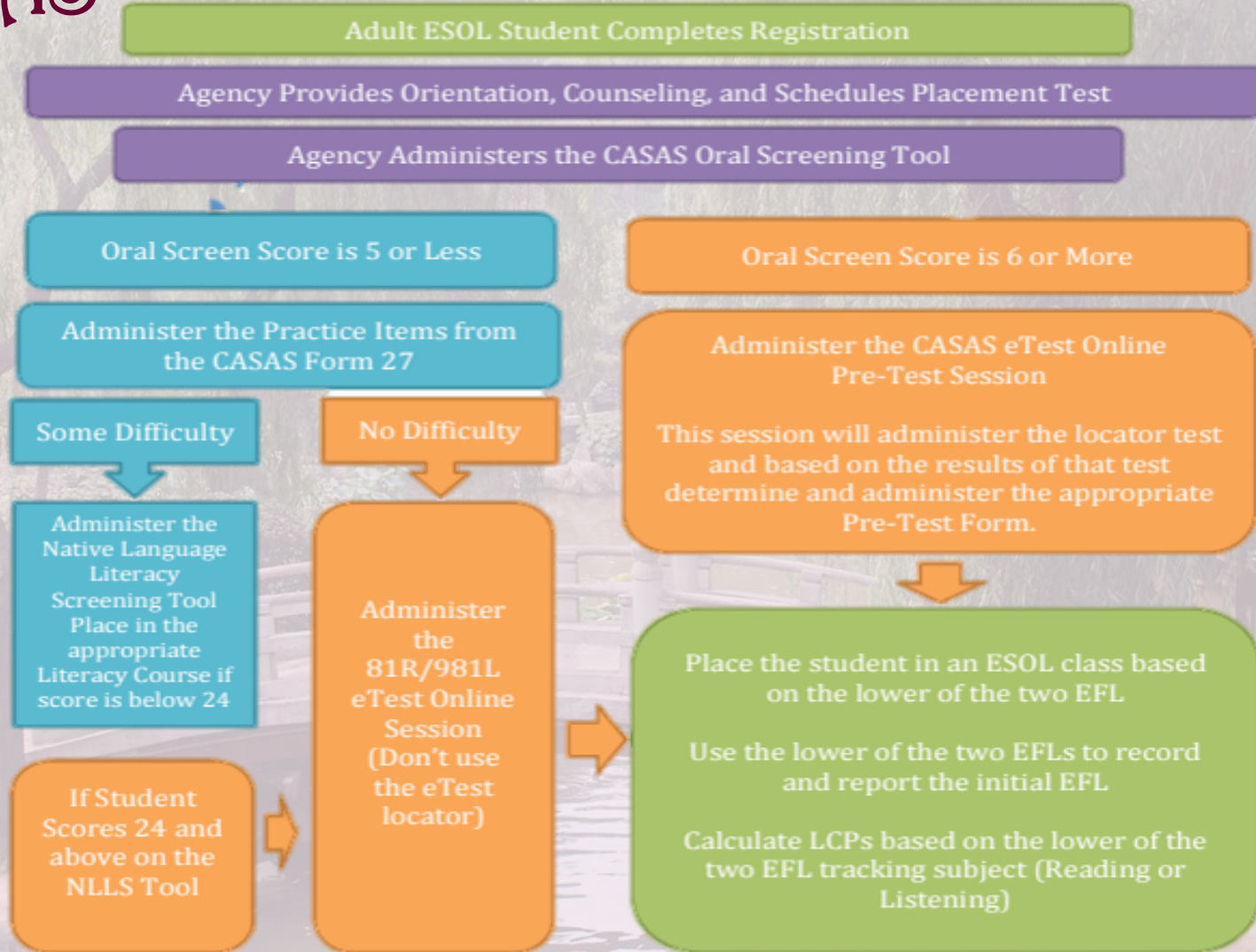
CASAS Oral Screening

Friendly and welcoming

Don't rush

Be discreet when scoring

CASAS





GED

**Encouraging
Practice Tests
Scheduling**



GED

Day 1

**Mathematical
Reasoning**

Day 2

**Reasoning Through
Language Arts**

Day 3

**Science
Social Studies**



GED

Day 1

**Mathematical
Reasoning**

Science

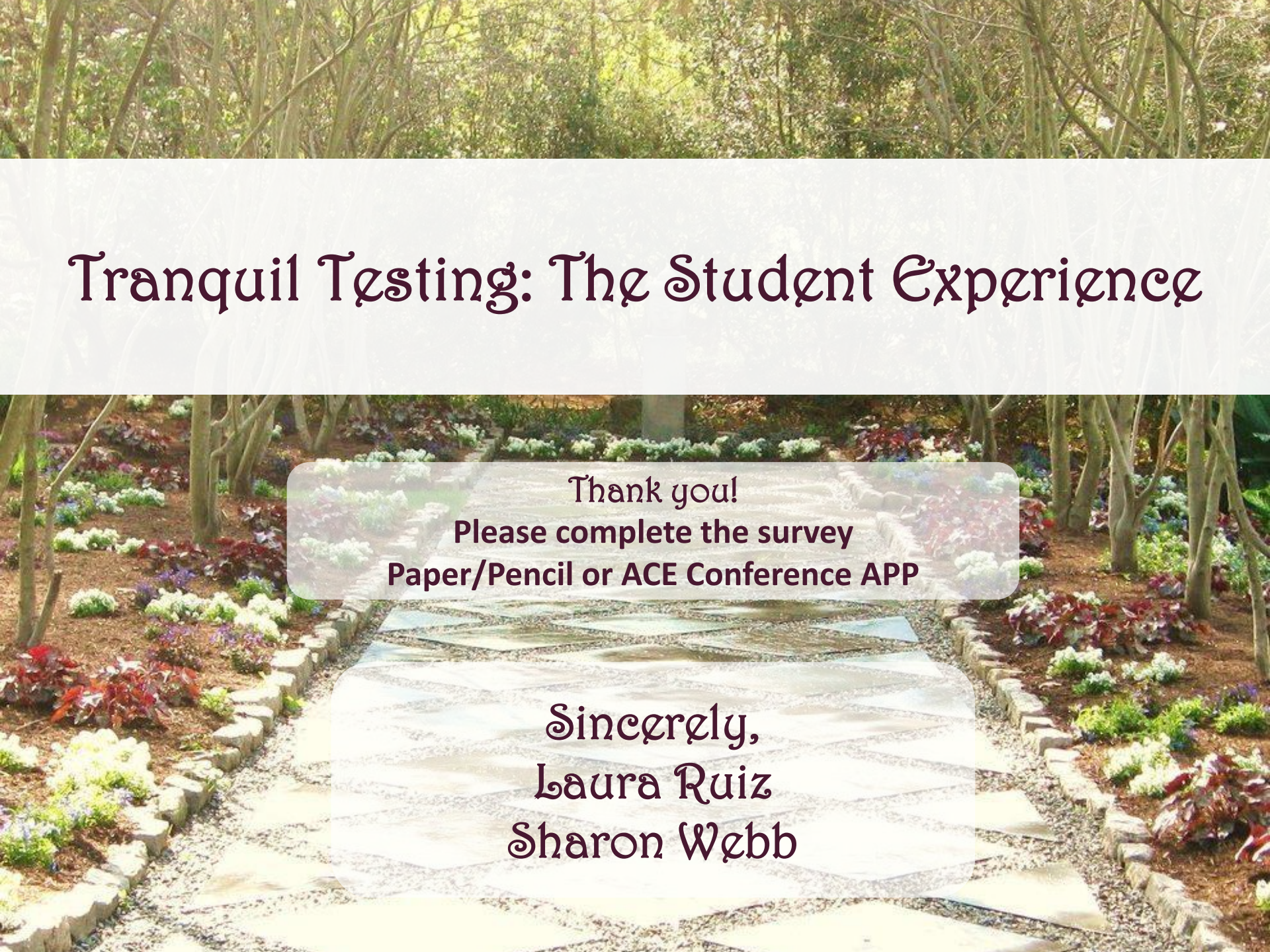
Day 2

**Reasoning Through
Language Arts**

Social Studies

Resources

- <https://www.startschoolnow.org/how-to-handle-test-anxiety-as-an-adult-student/>
- https://www.testprepreview.com/test_anxiety.htm
- <https://digitalcommons.brockport.edu/cgi/viewcontent.cgi?article=1422&context=ehdtheses>
- https://ged.com/educators_admins/program/
- <https://wbte.drctdirect.com/TABE/portals/tabe>

The background of the slide is a photograph of a peaceful garden. A winding stone path leads through a variety of colorful flowers, including red, purple, and white blooms. Tall, slender trees with green foliage frame the path, creating a sense of depth and tranquility. The overall atmosphere is calm and inviting.

Tranquil Testing: The Student Experience

Thank you!
Please complete the survey
Paper/Pencil or ACE Conference APP

Sincerely,
Laura Ruiz
Sharon Webb