

Welcome to Building Innovation Through Collaboration!

Please Sign-in and have a sit!

- On your chairs are Fans with a green button (Front side).
- Take your fan and on the back add the following information,
 - Your Full Name
 - Job Title
 - Name of Organization/School
 - Short Description of one fun fact about yourself (could include a drawing) – Make it fun!



Building Innovation Through Collaboration!

Welcome ACE of Florida Conference Attendees!

Erlande Laguerre
Ketsia Nortelus

October 3, 2019
11:30-12:40pm



Orange County
Public Schools

Introductions



- On the back of the fan write the following
 - Your Name
 - Your Job Title
 - Work Location
 - Short description of what you do (could include a drawing) – Make it fun 😊



Learning Goal



Participants will add to their toolbox by identifying the key components of cooperative learning, and utilize these components today as they participate in various cooperative learning activities in order to build innovation in the classroom through collaboration.

WHY?

Benefits For Students

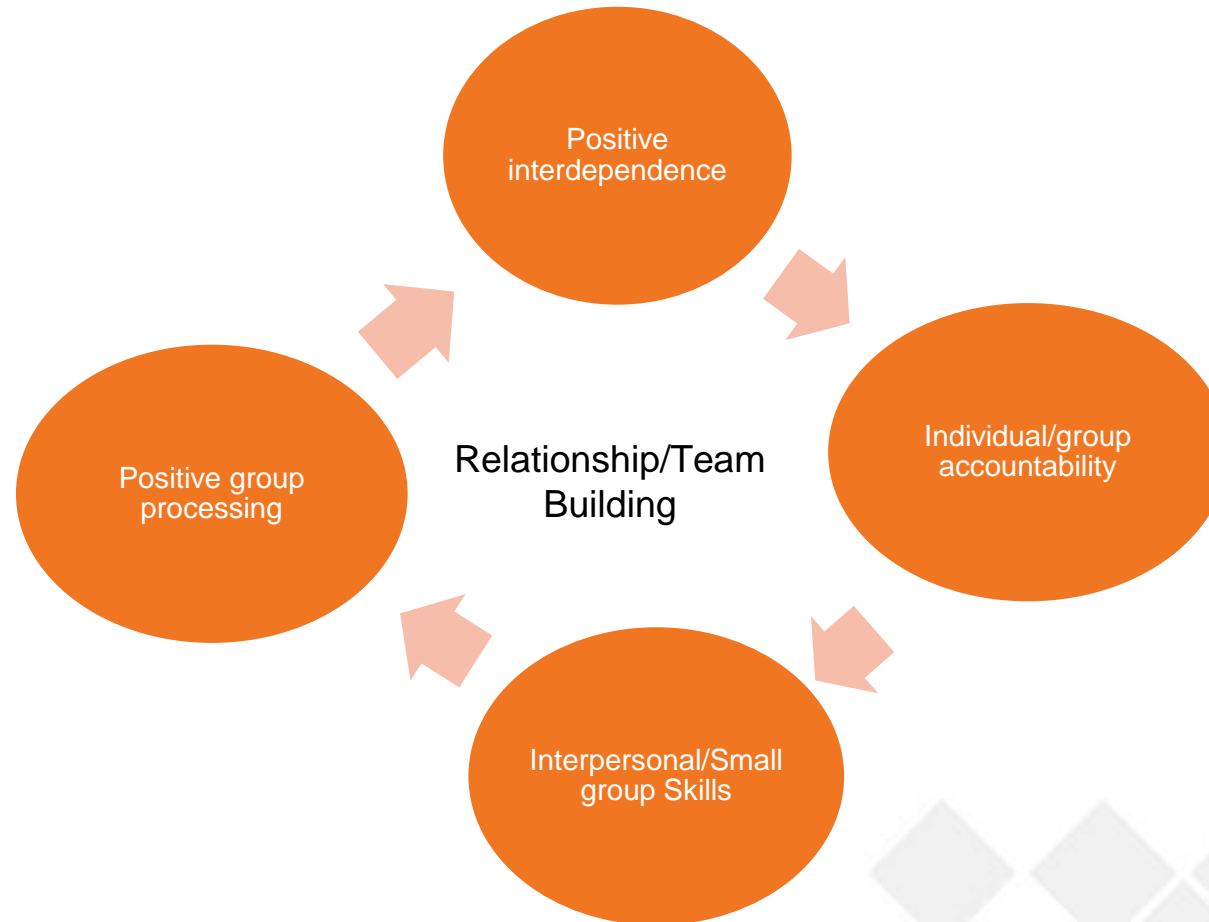
- Benefits for ALL students—
 - Every student is accountable for their learning
- Engagement for ALL students –
 - Indirectly learning soft-skills
 - Feeling safe in a learning environment
 - Learning Content in a fun way
- Benefits for ELLs—
 - Continuously utilize and reinforce the 4 domains (Reading, Listening, Writing, Speaking) with support from peers
- Benefits for Student with Disabilities –
 - Support from Peers

WHY?

Benefits For Teachers

- Benefits for ALL students—
 - Encourage every student to be independent and accountable for their learning.
 - These can be used as formative assessments
- Engagement —
 - Building soft-skills without directly teaching them
 - Creating and building a safe learning environment
 - Making content fun for students
 - Building a student centered classroom
 - Facilitating instructions and monitoring for understanding
- Benefits for ELLs—
 - Easily Incorporate the ELPS (ESOL Learning Proficiency Standards) into your lessons
- Benefits for Student with Disabilities —
 - Implement IEP goals and accommodations

Key Components of effective Cooperative Learning



Relationships & Team Building

1. Makes learning fun while connecting it to content
2. Helps students see the commonalities between them / relate to each-other
3. Encourages students to contribute/participate
4. Builds trust
5. Opens communication
 - Contributing ideas
 - Providing constructive feedback
 - Clarifying misconceptions



Team Building

- How did the fan activity promote teambuilding for your group?
- How did we connect that activity to the content?



2:30

Team Building Application Examples:

- _____
- _____
- _____
- _____



2:00

PRIZE TIME!



Random Name Picker!

Math



Reflect & Debrief– Random Name Picker Activity

- Did this activity include all of the essential components of cooperative learning?
- How did we ensure that all students are taking ownership of learning?
- What issues may arise in your classroom while doing this activity?



Random Name Picker Application Examples:

- ---
- ---
- ---
- ---



2:00

PRIZE TIME



Engagement & Innovation through Cooperative Learning / Grouping Strategies

- Grouping Strategies are an essential part of cooperative learning.
- Cooperative Learning activities that includes grouping & movement will help reach all types of learners (Visual/Spatial, Aural/auditory, verbal/linguistic, physical/kinesthetic, logical/mathematical, social/interpersonal, solitary/intrapersonal)
- Ways to group
 - Homogeneous Grouping – Same/Similar/Alike
 - Students are grouped by a characteristic that is similar such as test scores, prior knowledge, etc.
 - Heterogeneous Grouping – Varied / Diverse
 - Students are **grouped randomly**.

Four Corners -

Write down the name of the season that best describes you?

1



2



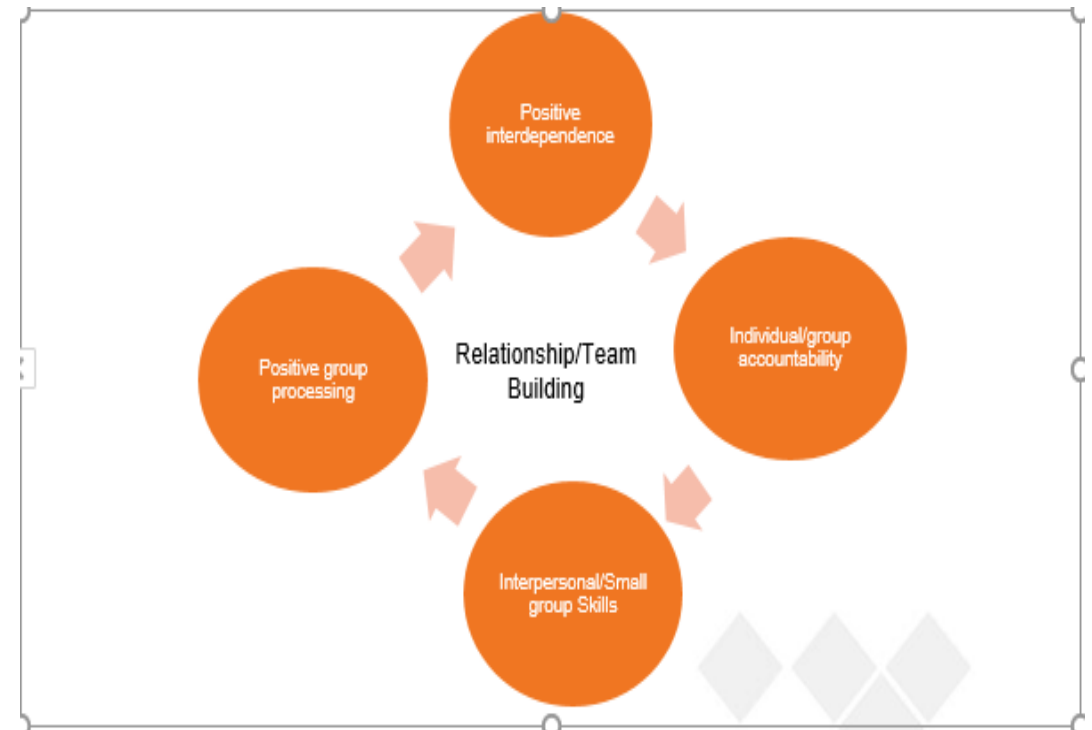
3



4

Reflect & Debrief – Four Corners Activity

- Did this activity include all of the essential components of cooperative learning?
- How do we ensure that all students are taking ownership of learning?
- What issues may arise in your classroom while doing this activity?



Four Corner Application Examples:

-

-

-

-



2:00

PRIZE TIME



TRUE or FALSE – Statements about Cooperative Learning

- The skill and the ability to work independently
- A 21st century skill that is highly valuable to employers
- The individual's needs are greater than that of the team
- The teacher is a facilitator of learning
- Content is engaging for only some students
- One student is accountable for the learning of the team
- Students are exposed to new ideas/ strategies/ examples by their peers
- The teacher circulates and listens to conversation in order to provide feedback and make adjustments
- Monitoring of learning is only done by the student
- Grouping strategies are not an essential part of cooperative learning
- Team members depend on each other to accomplish a goal



Sorting Activity

Home Addition Experts

▶ Pros for any project. Compare prices & book online. Always Free.
✕ HomeAdvisor

OPEN

Classools.net

How to Play!

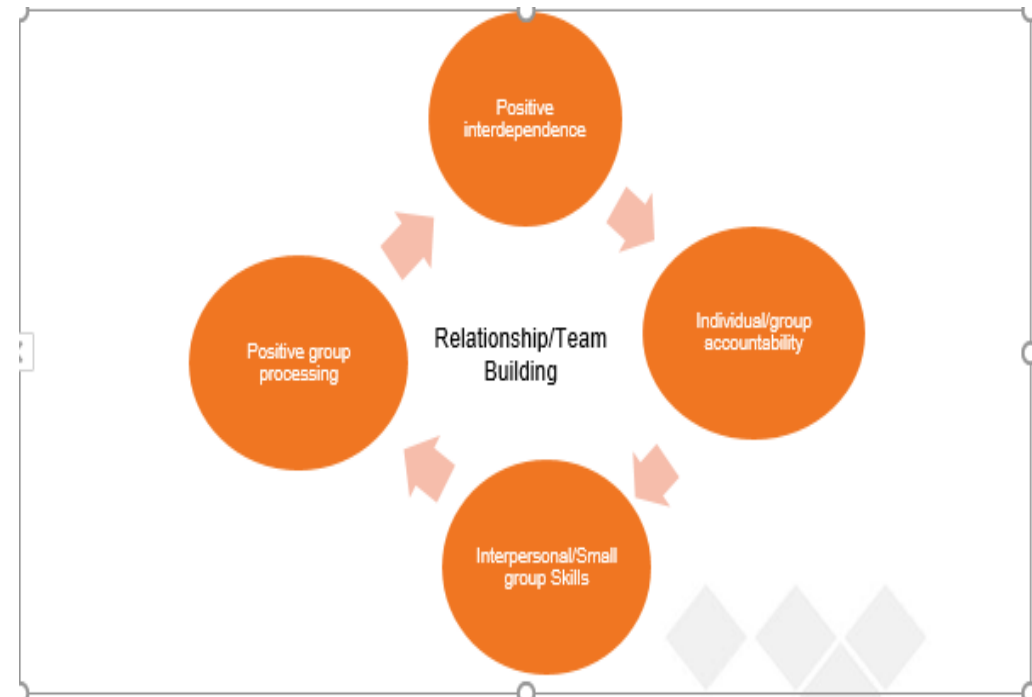
Drag and drop each statement to the correct "bin".

The quicker you are, the better your score!

Start!

Reflect & Debrief – Dustbin Game Generator

- Did this activity include all of the essential components of cooperative learning?
- How do we ensure that all students are taking ownership of learning?
- What issues may arise in your classroom while doing this activity?



Dustbin Game Generator

Application Examples:

- _____
- _____
- _____
- _____




2:00

PRIZE TIME



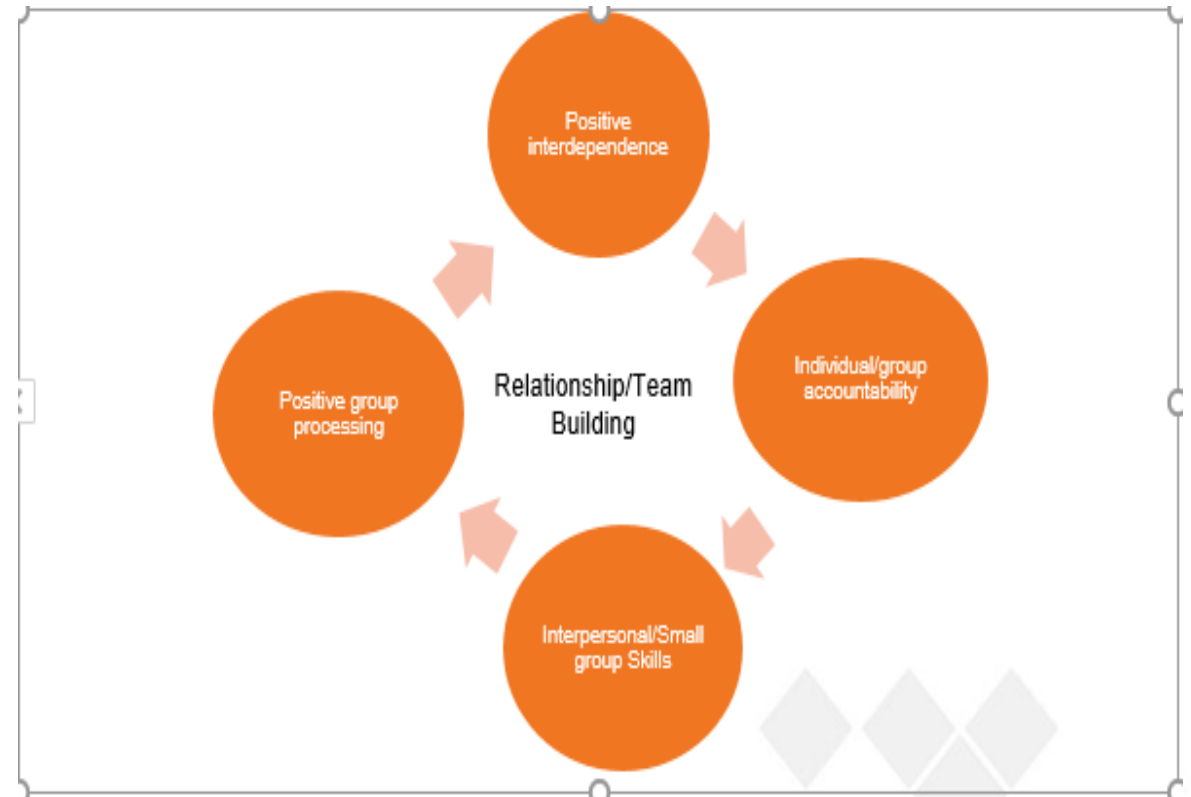
Pick a Card!

Describe one thing that you loved about this training today?



Reflect & Debrief – Pick a Card

- Did this activity include all of the essential components of cooperative learning?
- How do we ensure that all students are taking ownership of learning?
- What issues may arise in your classroom while doing this activity?



Pick a Card

Application Examples:

- _____
- _____
- _____
- _____

Pick a Card!



2:00

PRIZE TIME



Questions



Resources

- <http://www.classtools.net/> (Use Explorer/Edge)
- <https://www.dailyteachingtools.com/cooperative-learning-grouping.html>
- <http://www.supportrealteachers.org/techniques-for-forming-groups.html>

Building Innovation Through Collaboration!

Thank you for Joining Us!

**Erlande Laguerre
Ketsia Nortelus**

October 3, 2019



**Orange County
Public Schools**