



**LAUNCH YOUR
LESSONS WITH
NEARPOD**



Hello!

My name is Carlin Fritz
ESOL Teacher/Coordinator
Adult Education Center
West Palm Beach, FL



1

What is Nearpod?

What is Nearpod?

In a nutshell, it's an interactive slideshow that students can access directly on their own devices.



2

What is the cost?

What is the cost?

- For most, the free edition is sufficient.
- If you need additional storage and don't want to upgrade, just use a different email address and create a second account.
- If you have more than 40 students, launch two sessions.
- Become a Nearpod Certified Educator and get 6 months of gold for free!

<https://nearpod.com/pricing>



2

How do students access
Nearpod?

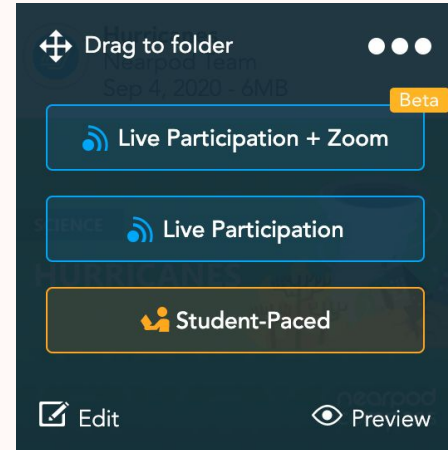
How do students access Nearpod?

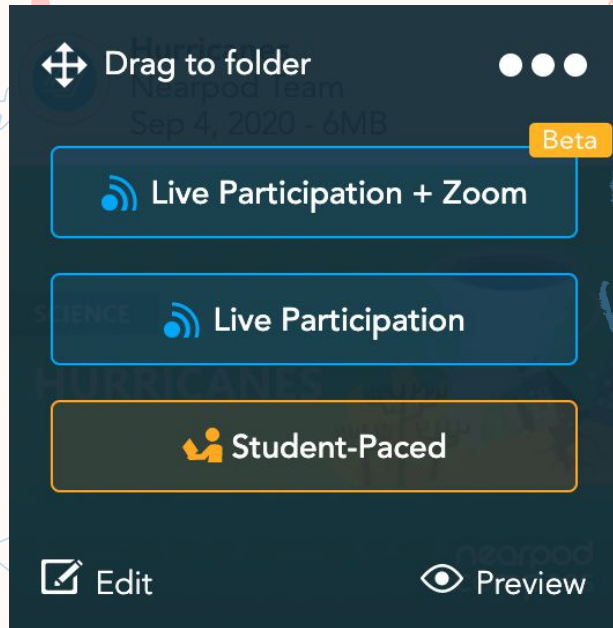
- ▶ When you're ready to deliver the lesson, click on one of these options:
- ▶ You will then get a code like this:

Join with this CODE at join.nearpod.com or in the app

ZMSWP

- ▶ Students enter the code and that's it, they're in!





Launches a live lesson and a Zoom session at the same time.

Launches a live lesson which allows you to control the movement through the lesson and see real time data. Code expires when you end the session.

Launches a lesson in which students control their own movement. The code is good for 30 days.

Join with this CODE at join.nearpod.com or in the app

DUWLN



Require student submissions

Valid from Wed, Sep 30th 2020 until Fri, Oct 30th 2020 ?

29 days remaining

[View Progress](#)



Email



Social



Link



Embed



Google
Classroom



Remind



Microsoft
Teams



How do I make a Nearpod presentation?

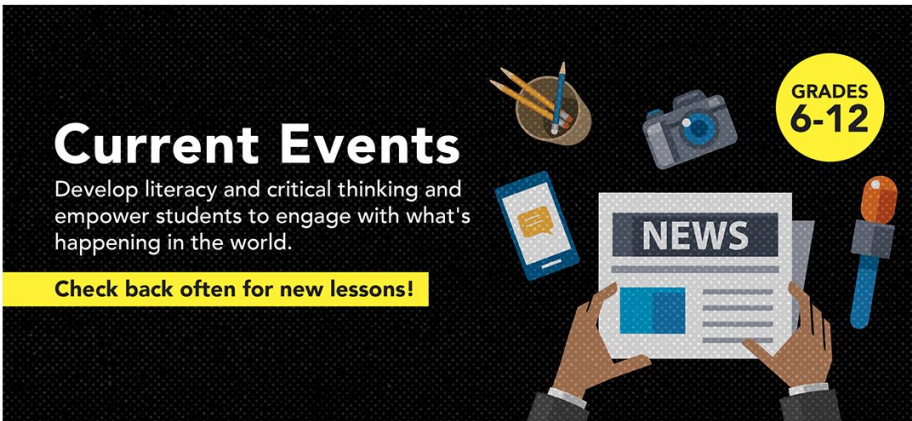
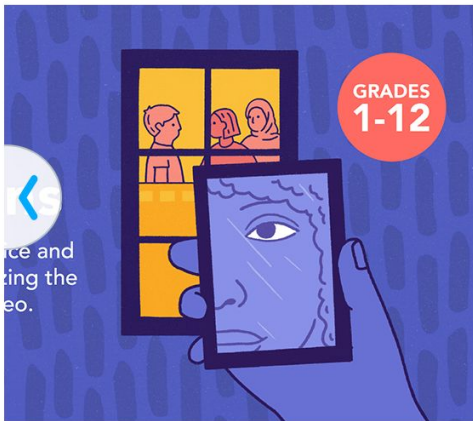
How do I make a Nearpod presentation?

Find a pre-made Nearpod from the library:

- ▶ Search using a key word relating to the topic you are teaching.
- ▶ Preview the lesson
- ▶ Delete content/activities and add your own content/activities.

Create your own:

- ▶ Create in Google Slides using the Nearpod Google Slides Add-on
 - ▶ Use your favorite resource to guide your content
- ▶ Upload a file from Google Drive, Dropbox, OneDrive, PPT, PDF, or PNG and add activities.
- ▶ Create slides and add activities directly in Nearpod.



Featured

Videos

New!


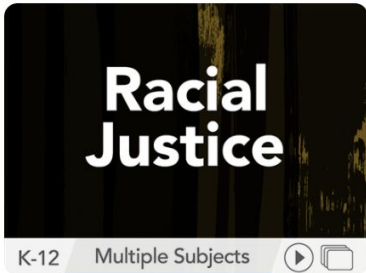
Lessons

By Publisher

Premium Packages


Holidays & Events

Featured





Showing results for "career" x


 **Career Exploration** 3 Lessons **Grades 3-12**

UNLOCKED CONTENT

nearpod CCE
College & Career Exploration

Career Exploration

LESSONS



 **Life Skills** Nearpod Team **Grades K-2**

UNLOCKED CONTENT

nearpod CCE
College & Career Exploration

Virtual Career Fair: STEM

CAREER EXPLORATION



 **Life Skills** Nearpod Team **Grades 9-12**

UNLOCKED CONTENT

nearpod CCE
College & Career Exploration

Exploring Careers in Trades

CAREER EXPLORATION



 **Life Skills** Nearpod Team **Grades 9-12**

UNLOCKED CONTENT

nearpod CCE
College & Career Exploration

Exploring STEM Careers

CAREER EXPLORATION




 **Life Skills** Nearpod Team **Grades 6-8**

UNLOCKED CONTENT

nearpod CCE
College & Career Exploration

Exploring STEM Careers

CAREER EXPLORATION



 **Life Skills** Nearpod Team **Grades 6-8**

UNLOCKED CONTENT

nearpod CCE
College & Career Exploration

Describing Strengths and Weaknesses

CAREER EXPLORATION



 **Life Skills** Classroom Complete ... **Grades 6-8**

Job Interview Basics

nearpod + 



 **Life Skills** Classroom Complete ... **Grades 6-8**

Thriving on the Job

nearpod + 



 **Life Skills**
Classroom Complete ... **Grades 6-8**



Employee Rights


 nearpod + 


 **Life Skills**
Classroom Complete ... **Grades 6-8**





Communicating with Peers & Supervisors

 nearpod + 

 **Life Skills**
Classroom Complete ... **Grades 6-8**



Preparing a Resume


 nearpod + 


 **Other**
Nicole Nitschke **Grades 6-8**



Career Spotlight: Veterinarians

By Nicole Nitschke
Secondary Teacher


 **Financial Literacy**
Shelly Stanton **Grades 5-10**



Shelly Stanton
MATH

GRADES 5-10

Making Wise Decisions



 **English Language Arts**
Nearpod Team **Grades 6-8**



Writing: Why Should I Care?



 **Tech & Computer Sc...**
Nearpod Team **Grades 9-12**



Automation and Jobs

Featuring **BBC** Worldwide videos 

 **English Language Arts**
ReadWorks **Grades 4-6**



MINI

Marine Biology

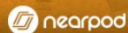
LEXILE LEVEL: 900L

 nearpod + ReadWorks



English Language Arts Grades 6-8
Nearpod Team

Writing: Word Choice and Academic Language



Tech & Computer Sc... Grades 6-12
Nearpod Team

Mini Lesson

RESEARCH SKILL BUILDER

Automation and Jobs

Featuring BBC Worldwide videos



English Language Arts Grades 5-8
ReadWorks

MINI

I Break Stuff for a Living

LEXILE LEVEL: 1020L



Tech & Computer Sc... Grades 9-12
Nearpod Team

Mini Lesson

COMPREHENSION CHECK

Automation and Jobs

Featuring BBC Worldwide videos



What Astronauts Do Grades 1-5
SciShow Kids

WHAT ASTRONAUTS DO



4:41



Automation and Jobs Grades 9-12
BBC

AUTOMATION & JOBS



3:30



Minimum Wage Grades 6-12
Nearpod Original

MINIMUM WAGE



1:40



World Languages Grades 9-12
Nearpod Team

Un entretien téléphonique

FRANÇAIS 3
Communication interprétive
et interpersonnelle
THÈME AP: La vie contemporaine

Le monde du travail
France



Showing results for "health" x


 **Science**
Nearpod Team

Grades 6-12

GERMS & STAYING HEALTHY

Grades 6-12



 **Life Skills**
Nearpod Team


Grades K-5

Hair to the Queen!

A hopeful lesson about cancer

Written by Tamara B. Rodriguez
Illustrated by Carolé A. Smith

Featuring Read-Aloud



 **Science**
Nearpod Team

Grades K-5

GERMS & STAYING HEALTHY

Grades K-5



 **Science**
Nearpod Team

Grades 6-12

SOCIAL DISTANCING

Mini Video Lesson
Grades 6-12



 **Life Skills**
Classroom Complete ...

Grades 6-8


Personal, Community, and Travel Safety



 **Nutrition and Pregn...**
BBC

Grades 9-12

NUTRITION & PREGNANCY



4:35

 **Science**
Nearpod Team

Grades 6-12

WHY MASKS WORK

Grades 6-12




 **Medical Benefits of ...**
BBC

Grades 9-12


MEDICAL BENEFITS OF DOGS




4:13


**How Toilets Change...**
It's Okay to be Smart


Grades
6-8




**HOW TOILETS
CHANGED
HISTORY**




5:43


**Science**
Nearpod Team

Grades
2-5




**WASH YOUR
HANDS**





**Life Skills**
Classroom Complete ...

Grades
6-8




**Household Care:
Cooking,
Laundry, and
Cleaning**





**Caffeine and Health**
BBC


Grades
6-10




**CAFFEINE &
HEALTH**




3:27


**Life Skills**
Classroom Complete ...

Grades
6-8

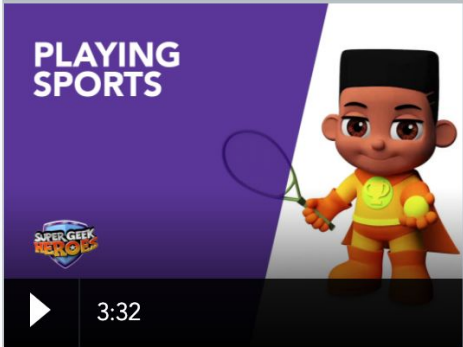


**Healthy
Nutrition and
Meal Planning**





**Playing Sports**
Super Geek Heroes


Grades
K-1




**PLAYING
SPORTS**




3:32


**How Well Do Masks ...**
It's Okay to be Smart


Grades
6-12




**HOW WELL DO
MASKS WORK?**




7:25

**Life Skills**
Classroom Complete ...

Grades
6-8



**Personal Hygiene,
Grooming, and
Dental Care**



LIFE SKILLS

Classroom Complete Press

Healthy Nutrition and Meal Planning

Preview ▶



nearpod +



Info ^

 Share Preview

Add To My Library

LIFE SKILLS

Classroom Complete Press

Healthy Nutrition and Meal Planning

Preview ▶



nearpod +



Info ^



Edit



Share Preview



Live Participation



Student-Paced



You are about to edit a downloaded lesson.

To keep a copy of the original, duplicate the lesson before editing it.

Edit Lesson

Duplicate Lesson



Add Slide



Delete Slide



Copy (Ctrl+C)



Paste (Ctrl+V)



Convert to Draw It



Add Slide

Healthy Nutrition and Meal Planning



1

About This Unit

This slide series from Classroom Complete 2 (CC2) is designed to help students learn how to handle real-life scenarios. This Healthy Nutrition and Meal Planning unit includes lessons and activities that will help students make informed decisions about nutrition and healthy eating. The unit includes lessons on nutrition, meal planning, and healthy eating. It also includes activities that will help students apply their knowledge of nutrition and meal planning to real-life situations.

Materials and Preparation

Before teaching this lesson, you should:

- Review the lesson plan and activities.
- Gather the materials you will need.
- Prepare the workspace for the students.

Slideshow

2

Lesson Objectives

By the end of this lesson, you will be able to...

- ✓ recognize the differences between essential and non-essential nutrients.
- ✓ describe the process of meal planning.
- ✓ list the five main food groups and specific foods that fit within each.

3



Let's get started!

4



Collaborate!

5



Collaborate!

6

Fill in the blanks



Fill in the Blanks

7



TODAY'S LESSON

STEP 1: NUTRITION!

Essential nutrients are the nutrients that your body needs to stay healthy. Non-essential nutrients are the nutrients that your body can make on its own. There are two types of nutrients: essential and non-essential. Essential nutrients are the nutrients that your body needs to stay healthy. Non-essential nutrients are the nutrients that your body can make on its own.

ESSENTIAL VS. NON-ESSENTIAL

Essential nutrients are the nutrients that your body needs to stay healthy. Non-essential nutrients are the nutrients that your body can make on its own. There are two types of nutrients: essential and non-essential. Essential nutrients are the nutrients that your body needs to stay healthy. Non-essential nutrients are the nutrients that your body can make on its own.



WHAT ARE CALORIES?

Share


Preview

Save & Exit



Collaborate Board





Enter topic

60

Your parents left you home alone for lunch and told you to make yourself


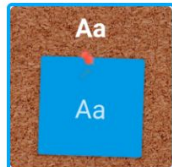

162

Introducing Collaborate Board - an interactive brainstorming tool.



Using Collaborate Board students can see their text and images responses shared with the class in real time. Keep classroom discussion lively and engaging with Nearpod!

Choose a style:




Cancel

Save



Collaborate Board






Enter topic

You want to make a “good and balanced meal” for your family. What type of food would you like to eat?

60



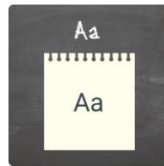
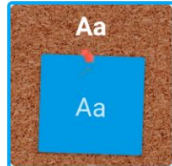
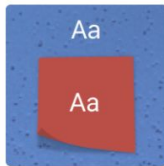
202

Introducing Collaborate Board - an interactive brainstorming tool.



Using Collaborate Board students can see their text and images responses shared with the class in real time. Keep classroom discussion lively and engaging with Nearpod!

Choose a style:



Cancel

Save

You want to make a “good and balanced meal” for your family. What types of foods will you include?

Share thoughts and/or images here

250



Post



Creating your own content



Google Suite Marketplace



Search apps



Home

Top Charts

Most Popular

Top Rated

Categories

Business Tools

Accounting & Finance

Administration & Managem...

ERP & Logistics

HR & Legal

Marketing & Analytics

Sales & CRM

Productivity

Creative Tools

Web Development

Office Applications

Task Management

Education



Nearpod

Nearpod

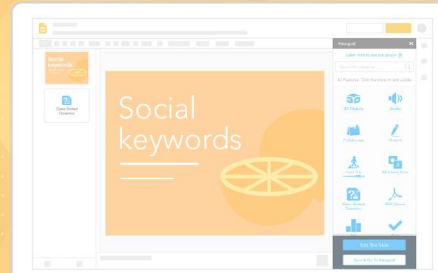
★★★★☆ (436) · 10,000,000+

Slides Add-on

Drive Add-on

Uninstall

CREATE: CREATE NEARPOD LESSONS
DIRECTLY IN GOOGLE SLIDES



ENH
ELE



Join a lesson

CODE...



MY MATERIALS

 My Library Reports Sub Plans

NEARPOD CONTENT

 Nearpod Library

RESOURCES

 Teacher Resources

My Library

Search lessons in your

My Lessons



Keeping your Body Syste...

7



Lesson in Nearpod

Create a new lesson or upload a PowerPoint.



Lesson in Google Slides

Add the power of Nearpod to your slides.



Video

Start with one of our videos or create your own.

Beta



Launch Your Lessons with Nearpod



File Edit View Insert Format Slide Arrange Tools Add-ons Help Last edit was seconds ago



9

How do I make a Nearpod presentation?

10

How do I make a Nearpod presentation?

Create your own:

Find a pre-made Nearpod from the library:

11

Creating your own content

Add-ons

Document add-ons

Icons by Noun Project

Insert icons for Slides

Lucidchart Diagrams

Nearpod

Pear Deck for Google Slides Add-on

Unsplash Images

Get add-ons

Manage add-ons

Open Nearpod

Help

Nearpod

Note: Nearpod slides cannot be copied & pasted

Search for all features

Select one to add a slide



Audio



BBC Video



Collaborate Board



Draw It



Field Trip



Fill in the Blanks

Convert To Draw It

Save & Go To Nearpod

Nearpod

Note: Nearpod slides cannot be copied & pasted

Search for all features

Select one to add a slide



Flipgrid



Matching Pairs



Memory Test



Nearpod 3D



Open Ended Question



PDF Viewer

Convert To Draw It

Save & Go To Nearpod

Nearpod

Note: Nearpod slides cannot be copied & pasted

Search for all features

Select one to add a slide



Poll



Quiz



Simulation



Slideshow



Sway



Time to Climb



Video



Web Content

Join a lesson

CODE...



MY MATERIALS

 My Library

 Reports

 Sub Plans

NEARPOD CONTENT

 Nearpod Library

RESOURCES

 Teacher Resources

My Library

Search lessons in your

My Lessons



Keeping your Body Syste...

7



Lesson in Nearpod

Create a new lesson or upload a PowerPoint.



Lesson in Google Slides

Add the power of Nearpod to your slides.



Video

Start with one of our videos or create your own.

Beta

+ Add Slide

🗑 Delete Slide

📄 Copy (Ctrl+C)

📄 Paste (Ctrl+V)

🖋 Convert to Draw It



Add Slide

Drag & Drop
any files here!



UPLOAD FILES

Click to add title



Drop any files
here!



or

Upload files

Themes

Title
Paragraph

Title
Paragraph

Title
Paragraph

Title
Paragraph

Title
Paragraph



Background



Layout



Audio



Preview

Cancel

Save & Exit



Upload your images or presentations



Search Images with Google SafeSearch



Drop any files
here!



or

Choose from any of these options



Cancel

Save

Upload as individual slides?

You can upload these files as a series of individual slides or a scrolling slideshow.

[Learn about adding PDFs](#)

Create PDF Viewer

Individual Slides

Content

Activities



Video



Slide



Web Content



Nearpod 3D



Simulation



VR Field Trip



BBC Video



Sway



Slideshow



Audio



PDF Viewer

Content

Activities



Time To Climb



Open-Ended Question



Matching Pairs



Quiz



Flipgrid



Draw It



Collaborate Board



Poll



Fill in the Blanks



Memory Test



4

Let's have some fun!

**Let's have some fun and
explore features of
Nearpod!**

In a new tab or on a
different device, go to
join.nearpod.com

You can even open the
Nearpod app on a
tablet or phone if you
already have it
installed.





Audio

How to Edit

Audio files cannot be edited in Google Slides. You will need to delete this slide and replace it with a new audio file.

✓ Quiz

☐ A. Russia

☐ B. Haiti

How to Edit

Click [Edit This Slide](#) in the plugin to make changes.

Don't have the Nearpod add-on? Open the "Add-ons" menu in Google Slides to install.





BBC Video



How to Edit

Click [Edit This Slide](#) in the plugin to make changes.

Don't have the Nearpod add-on? Open the "Add-ons" menu in Google Slides to install.





Collaborate Board

Name some products that contain caffeine.

How to Edit

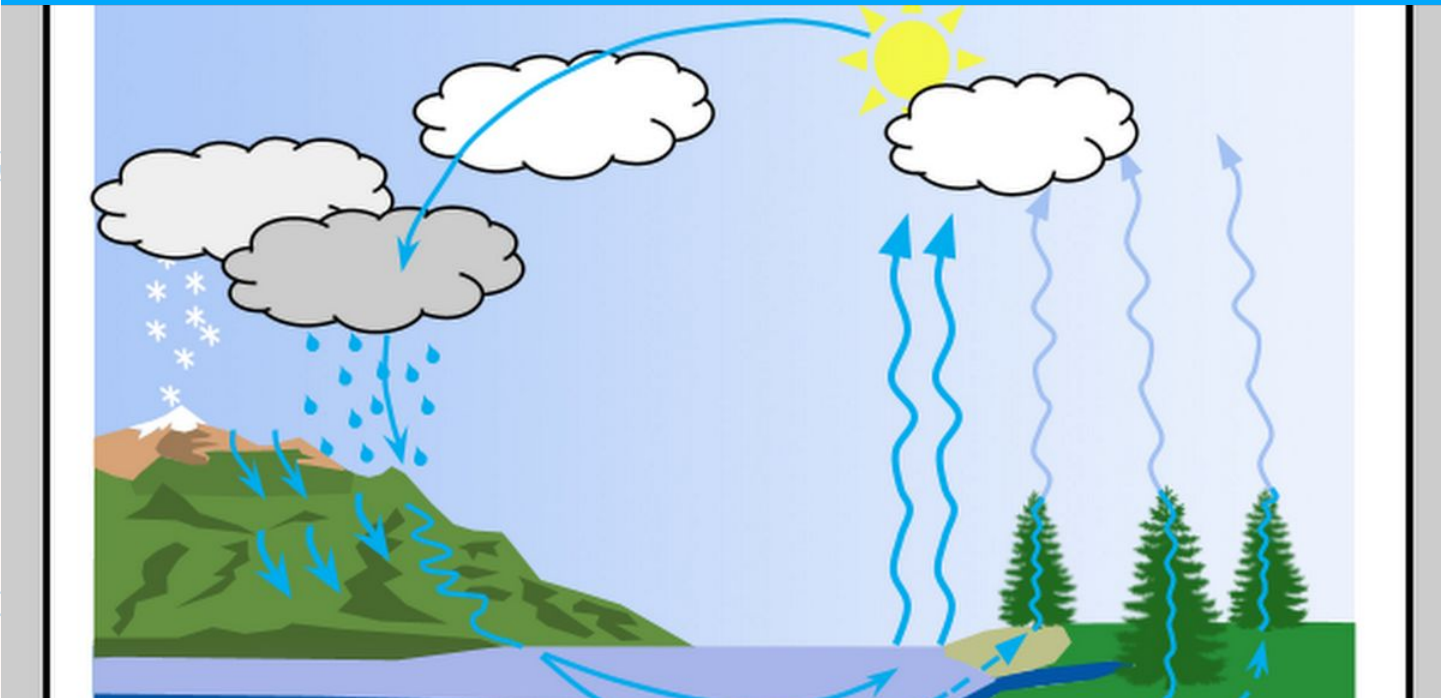
Click [Edit This Slide](#) in the plugin to make changes.

Don't have the Nearpod add-on? Open the "Add-ons" menu in Google Slides to install.





Draw It



How to Edit

Click [Edit This Slide](#) in the plugin to make changes.

Don't have the Nearpod add-on? Open the "Add-ons" menu in Google Slides to install.





Field Trip

nearpod  VR



How to Edit

Click [Edit This Slide](#) in the plugin to make changes.

Don't have the Nearpod add-on? Open the "Add-ons" menu in Google Slides to install.



abcl
blan

Fill in the Blanks

building _____ can take many forms: large reef building _____ graceful flowing fans, and even small, solitary
_____. Thousands of species of corals have been _____ some live in warm, shallow, _____ seas and others in the
cold, dark _____ of the ocean.

How to Edit

Click [Edit This Slide](#) in the plugin to make changes.





Don't have the Nearpod add-on? Open the "Add-ons" menu in Google Slides to install.





Matching Pairs

Up arrow icon

Avengers: Endgame		
Avatar		Titanic
		


How to Edit

Click [Edit This Slide](#) in the plugin to make changes.

Don't have the Nearpod add-on? Open the "Add-ons" menu in Google Slides to install.



Memory Test



How to Edit

Click [Edit This Slide](#) in the plugin to make changes.

Don't have the Nearpod add-on? Open the "Add-ons" menu in Google Slides to install.



3D Nearpod 3D



How to Edit

Click [Edit This Slide](#) in the plugin to make changes.

Don't have the Nearpod add-on? Open the "Add-ons" menu in Google Slides to install.





Open Ended Question

What is your role in adult education?

How to Edit

Click [Edit This Slide](#) in the plugin to make changes.

Don't have the Nearpod add-on? Open the "Add-ons" menu in Google Slides to install.



PDF Viewer



Lots of ways! Emailing or phoning government officials, joining a community group, writing to the newspaper, and voting are just a few ways Americans can participate in their democracy. If you understand how the government works, and you've got a bit of savvy about where your opinions will have the most impact, you can be an active member of the "Fourth Branch" of our government: the citizens!

	EXECUTIVE BRANCH	LEGISLATIVE BRANCH		JUDICIAL BRANCH
		HOUSE	SENATE	
Who is involved?				
What do they do?				
Do citizens get to vote for the person?				
How do citizens' votes count?				
Responsible to how many citizens?				

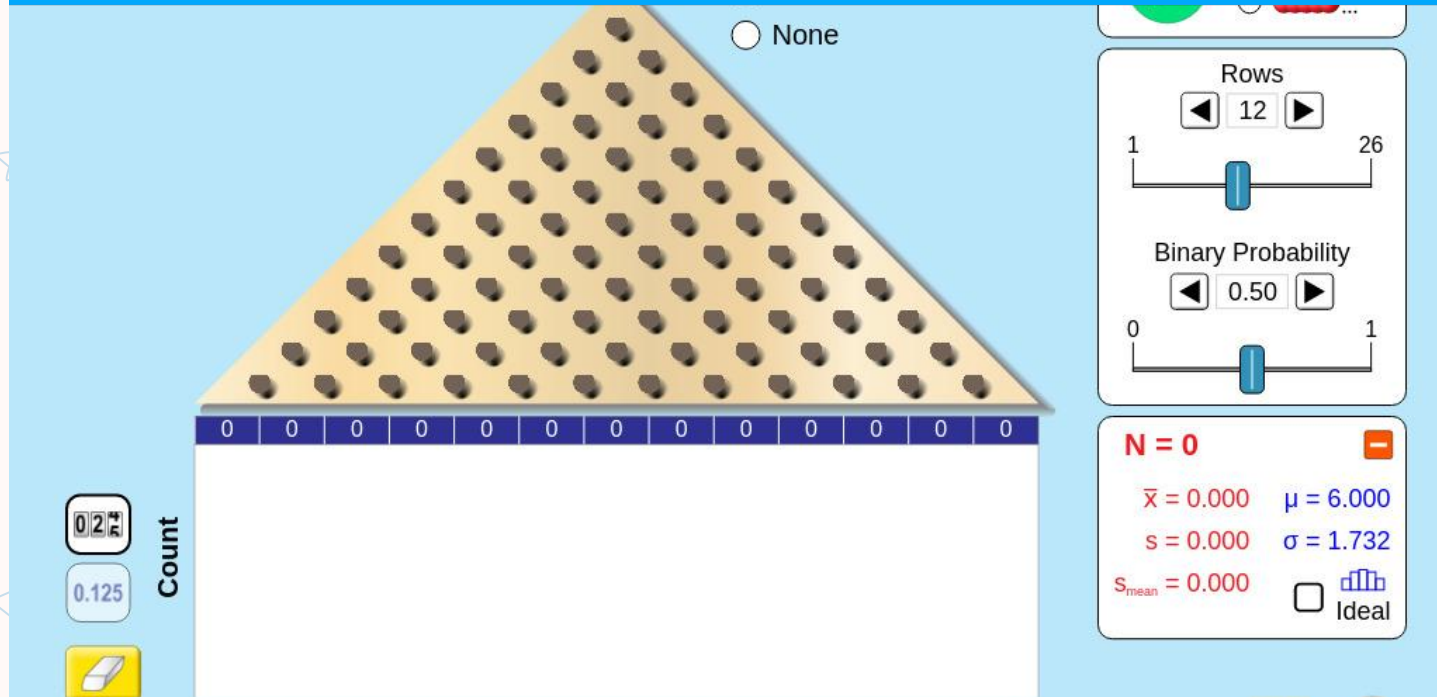
How to Edit

Click [Edit This Slide](#) in the plugin to make changes.

Don't have the Nearpod add-on? Open the "Add-ons" menu in Google Slides to install.



PhET Simulation



How to Edit

Click [Edit This Slide](#) in the plugin to make changes.

Don't have the Nearpod add-on? Open the "Add-ons" menu in Google Slides to install.





Slideshow

**"Act as if what
you do makes
a difference.
IT DOES."**

WILLIAM JAMES

GH



**Anything is possible
when you have the
right people there to
support you.**

✕

HISTY COPELAND

GH

Slideshow

How to Edit

Click [Edit This Slide](#) in the plugin to make changes.

Don't have the Nearpod add-on? Open the "Add-ons" menu in Google Slides to install.





Time to Climb



How to Edit

Click [Edit This Slide](#) in the plugin to make changes.

Don't have the Nearpod add-on? Open the "Add-ons" menu in Google Slides to install.



Video



How to Edit

Click [Edit This Slide](#) in the plugin to make changes.

Don't have the Nearpod add-on? Open the "Add-ons" menu in Google Slides to install.





OCCUPATIONAL OUTLOOK HANDBOOK

[Go](#)

[Occupational Outlook Handbook >](#)

Home

Get the CareerInfo app for the Occupational Outlook Handbook (OOH), available for [iOS](#) and for [Android](#) devices.

OCCUPATION GROUPS

- Architecture and Engineering
- Arts and Design
- Building and Grounds Cleaning
- Business and Financial
- Community and Social Service
- Computer and Information Technology
- Construction and Extraction
- Education, Training, and Library
- Entertainment and Sports

SELECT OCCUPATIONS BY

[GO](#)

FEATURED OCCUPATION



Environmental Engineers

Environmental engineers use the principles of engineering, soil science, biology, and chemistry to develop solutions to environmental problems.

How to Edit

Click [Edit This Slide](#) in the plugin to make changes.

Don't have the Nearpod add-on? Open the "Add-ons" menu in Google Slides to install.

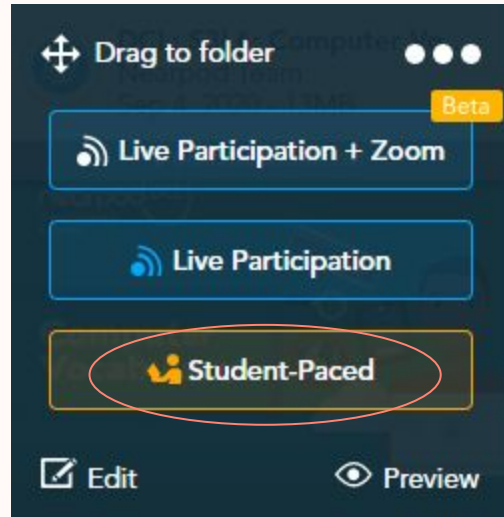




5

How do I access reports?

Accessing Reports



Accessing Reports

Join with this CODE at join.nearpod.com or in the app

DUWLN

☒ **Require student submissions**

Valid from Wed, Sep 30th 2020 until Fri, Oct 30th 2020 ?

29 days remaining 📅

[View Progress](#)



Email



Social



Link



Embed



Google
Classroom

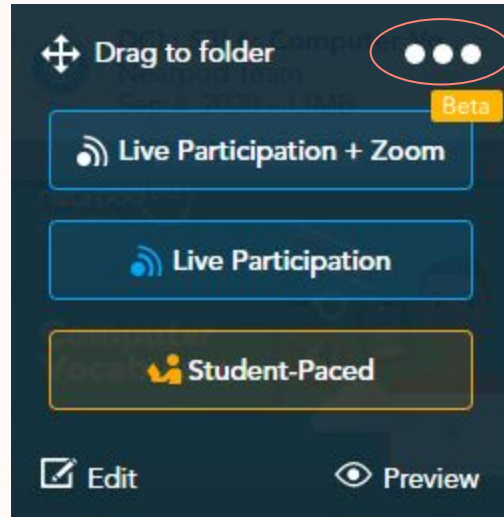


Remind

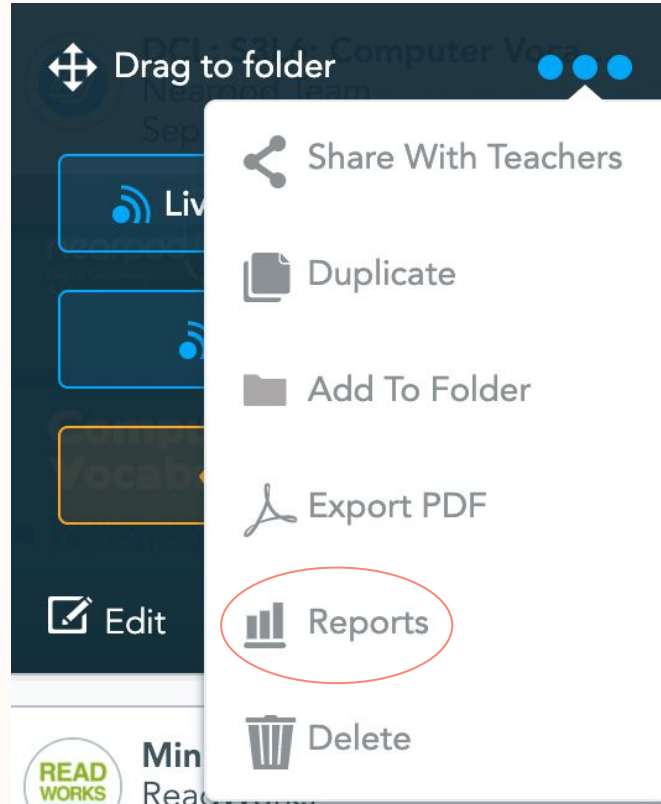


Microsoft
Teams

Accessing Reports



Accessing Reports



Accessing Reports



DCL: S3L6: Computer Vocabulary
Carlin Fritz
Slides: 35

Session from 2020-3-10 8:10 am



Students: 48





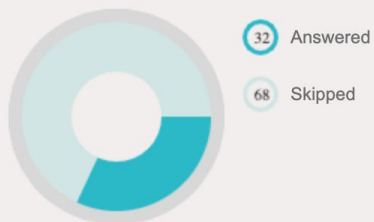
DCL: S3L6: Computer Vocabulary

Author: Nearpod Team - Slides: 35 - Date: Tuesday, March 10, 2020 08:10:17 AM

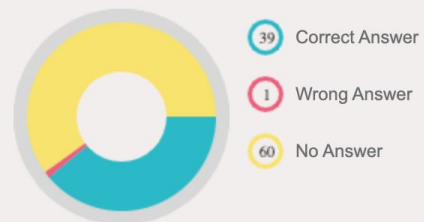
SUMMARY

Quiz Open Ended Draw It Collaborate Board

Student Participation General



Correct Answer ratio Quiz




Student engagement details


Students: # 48


Nick name	Other	Features			Participation
		Quiz	Open Ended	Draw It	
1. ALE		0%	0%	0%	0%
2. ARI		0%	0%	0%	0%
3. Arm		100%	0%	33%	57%
4. Aur		100%	100%	100%	100%

Accessing Reports

Session Report

 Downloads

 Share



DCL: S3L6: Computer Vocabulary

Author: Nearpod Team - Slides: 35 - Date: Tuesday, March 10, 2020 08:10:17 AM

SUMMARY

Quiz

Open Ended


Draw It

Collaborate Board

[No optional instructions entered]

Yesterday, Alison made a picture with a drawing program. Today, she wants to have a copy to put on her fridge. What device should she use?

Student	Response
Alison	No Answer
AR	No Answer
Arn	printer
Aur	printer



40

Correct Answer

0

Wrong Answer

60

No Answer

Accessing Reports

Session Report



Downloads



Share



DCL: S3L6: Computer Vocabulary

Author: Nearpod Team - Slides: 35 - Date: Tuesday, March 10, 2020 08:10:17 AM

SUMMARY

Quiz

Open Ended

Draw It

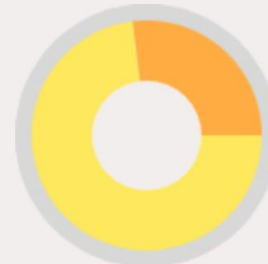
Collaborate Board

What is something you can do or make using a keyboard?

Student

Response

AL	No Answer
AR	No Answer
Ar	No Answer
Au	Write documents, play games, create information etc.



73

No Answer

27

Free Text

Accessing Reports

Session Report



Downloads



Share



DCL: S3L6: Computer Vocabulary

Author: Nearpod Team - Slides: 35 - Date: Tuesday, March 10, 2020 08:10:17 AM

SUMMARY

Quiz

Open Ended

Draw It

Collaborate Board

Draw a picture of yourself using a mouse and monitor. As you draw, think about what you are doing on the computer that these items can help you with!

Student

Drawing

ALI

AR


Arn


Aur




Accessing Reports

Session Report

 Downloads

 Share



DCL: S3L6: Computer Vocabulary

Author: Nearpod Team - Slides: 35 - Date: Tuesday, March 10, 2020 08:10:17 AM


SUMMARY

Quiz


Open Ended

Draw It

Collaborate Board

 Auti

What feature is unique to computers? As you draw, think about what you are using on the computer.

 close

Student

ALEXANDRE

ARISTIL

Armando

Aura Romero

AURA Romero


Aura Romero

Aura Romero

cardinejean

Carmen

Drawing



Accessing Reports

Session Report



Downloads



Share



DCL: S3L6: Computer Vocabulary

Author: Nearpod Team - Slides: 35 - Date: Tuesday, March 10, 2020 08:10:17 AM

SUMMARY

Quiz

Open Ended

Draw It

Collaborate Board

[Class board \(view only\)](#)

[Class board \(editable\)](#)

Accessing Reports

What are some of the technology tools you saw on our virtual field trip to the computer lab?

S [redacted]
desk computer,
headphones, keyboards,
HDD,
projector, blackboard,

0 ❤️

AUF [redacted]
COMPUTERS,
HEADPHONES,
KEYBOARDS,
PROJECTOR,
BLACKBOARD, HDD.

1 ❤️

sc [redacted]
desk
computers, keyboards, headphones,
projector, blackboard, HDD

0 ❤️

che [redacted]
Computers, key boards,
headphones projector
HDD, blackboard, desk
desk computer.

0 ❤️

Da [redacted]
COMPUTERS,
PROJECTOR,
HEADPHON,

0 ❤️

Ve [redacted]
Desk computers,
headphones, projector,

0 ❤️

Jos [redacted]
Computers, headphones,
keyboards, mice.

0 ❤️

Accessing Reports



Downloads



PDF [Session view]



CSV [Session view]

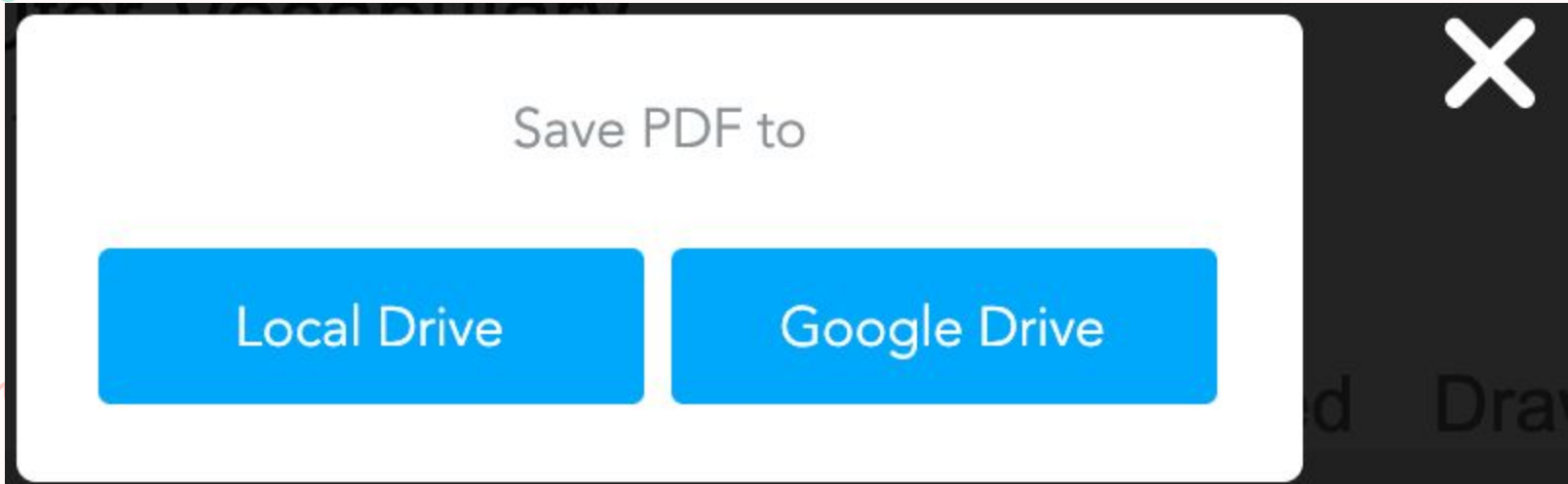


PDF [Student view]



CSV [Student view]

Accessing Reports



Accessing Reports

Lesson: DCL: S3L6: Computer Vocabulary

 **Post Session Report**





Lesson
DCL: S3L6: Computer Vocabulary

Slides 35
Author Nearpod Team

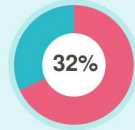
Teacher
Carlin Fritz

Date 03/10
Time 08:10

 **# of Students**

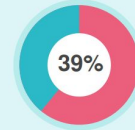


 **Student Participation**



☒ **Quizzes**

Correct Answers



 **Student List**

#	Nickname	Other	OEQ	Quiz	Draw It	Collab	#	Nickname	Other	OEQ	Quiz	Draw It	Collab
1	AL		0%	0%	0%	-	2	ARI		0%	0%	0%	-
3	Ari		0%	100%	33%	-	4	Aur		100%	100%	100%	-
5	AU		100%	100%	100%	-	6	Aur		100%	100%	67%	-
7	Au		100%	100%	67%	-	8	carli		0%	0%	0%	-
9	Ca		0%	0%	0%	-	10	Cha		0%	0%	0%	-
11	ch		0%	0%	0%	-	12	Cyn		0%	0%	0%	-
13	Da		0%	0%	0%	-	14	Dori		0%	0%	0%	-
15	eb		0%	100%	33%	-	16	ebe		0%	0%	0%	-
17	Elr		100%	100%	33%	-	18	Elzb		0%	67%	33%	-
19	Esj		0%	100%	67%	-	20	fai		0%	0%	0%	-
21	Ga		0%	0%	0%	-	22	GRA		100%	100%	100%	-
23	gri		0%	0%	67%	-	24	grei		0%	100%	100%	-
25	Hii		0%	0%	0%	-	26	jenn		0%	0%	0%	-
27	JO		0%	100%	0%	-	28	Jose		100%	100%	100%	-
29	Lil		100%	0%	33%	-	30	lour		100%	0%	33%	-
31	Mz		0%	0%	0%	-	32	Mar		0%	0%	0%	-
33	PA		0%	100%	0%	-	34	Rafa		100%	0%	0%	-

Accessing Reports



Downloads



PDF [Session view]



CSV [Session view]



PDF [Student view]



CSV [Student view]

Accessing Reports

Lesson: DCL: S3L6: Computer Vocabulary

 **Post Session Report**



Author

Nearpod Team

Slides

35

Date

03/10/2020

Time

08:10

Student Name

Au

ID



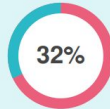
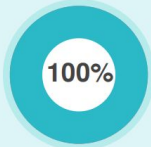
Participation



Au



Overall Class



Quizzes

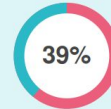
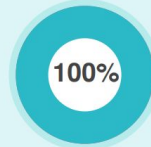
Correct Answers



Au



Overall Class



Performance



Quizzes

Aura Romero



Overall Class



Slide	[No optional instructions entered]	Answer	Score: 100%
29	Yesterday, Alison made a picture with a drawing program. Today, she wants to have a copy to put on her fridge. What device should she use?	✓ printer	✓ Correct
29	Darnell wants to listen to a song from his brother's band, but he doesn't want to disturb other people around him. What tool should he use?	✓ headphones	✓ Correct
29	Morgan wants to write a letter to her dad on her computer. She starts by opening a new document, and then uses what tool to type her words?	✓ keyboard	✓ Correct

Accessing Reports

Lesson: DCL: S3L6: Computer Vocabulary



Post Session Report

Open Ended Question

Participation

100%

Slide	Open Ended Question	Answer
17	What is something you can do or make using a keyboard?	Write documents, play games, create information etc.



Collaborate Board

Slide	Collaborate Board	Answer
8		Class board
12		Class board
16		Class board
31		Class board

Draw It

Participation

100%

Slide	Instruction	Answer	Drawing
18	Draw a picture of yourself using a mouse and monitor. As you draw, think about what you are	YES	
20	Quiz a partner! Circle one of the images below. Then, see if your partner can explain what it is	YES	

Accessing Reports

Lesson: DCL: S3L6: Computer Vocabulary

 **nearpod** Post Session Report

30 Which tool would you use to click around on your computer screen? Draw a picture!

YES



Poll

- ☐ A. I am ready to roll!
- ☐ B. I still have some questions.
- ☐ C. I'm not ready yet.

How to Edit

Click [Edit This Slide](#) in the plugin to make changes.

Don't have the Nearpod add-on? Open the "Add-ons" menu in Google Slides to install.





Thank you!

Any questions?

You can find me at:

carlin.fritz@palmbeachschools.org