




MSGs? LCPs? – Practical Ideas for Infusing CCRS and ELPS into Your Blended Classroom to meet Learner Goals and Program Deliverables

ACE of Florida Part-Time Teacher Academy
VIRTUAL | Friday, December 11, 2020

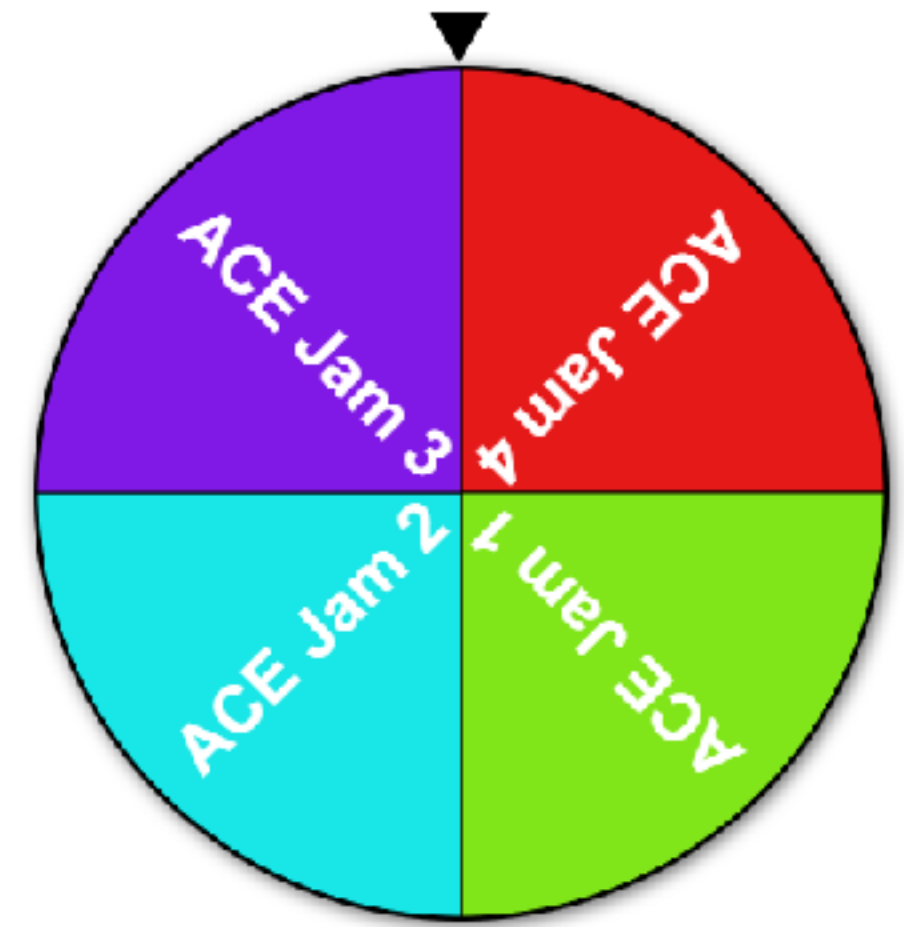
Facilitator: Pamela Jo Wilson



Google Jamboard



Google Form



flippity.net



Google Sheet



Immersive Reader





Who's in the Room?

Link in the Chat, please take a minute to complete this short survey.





By the end of this session

At least one new way to enhance the amazing things I am sure you are already doing in your classroom while intentionally:

- *Infusing CCRS and ELPS into Your Blended Classroom
- *Putting Learner Goals at the Front
- *Keeping Program Deliverables within Reach

Header				

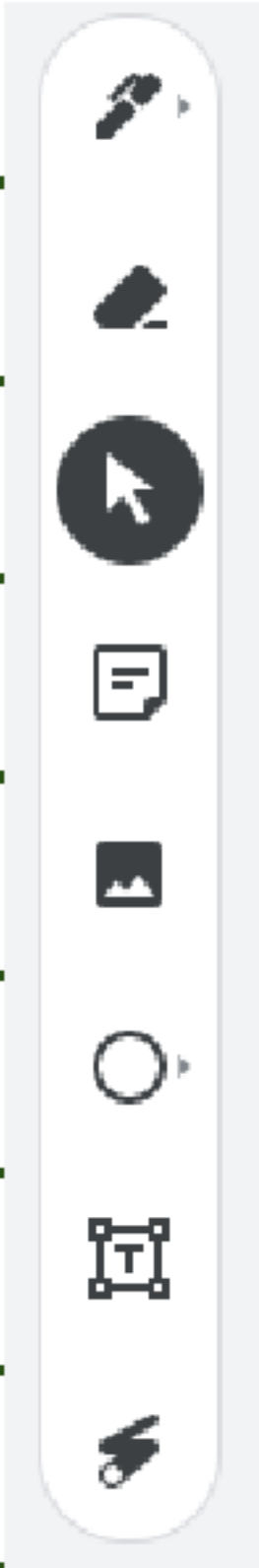
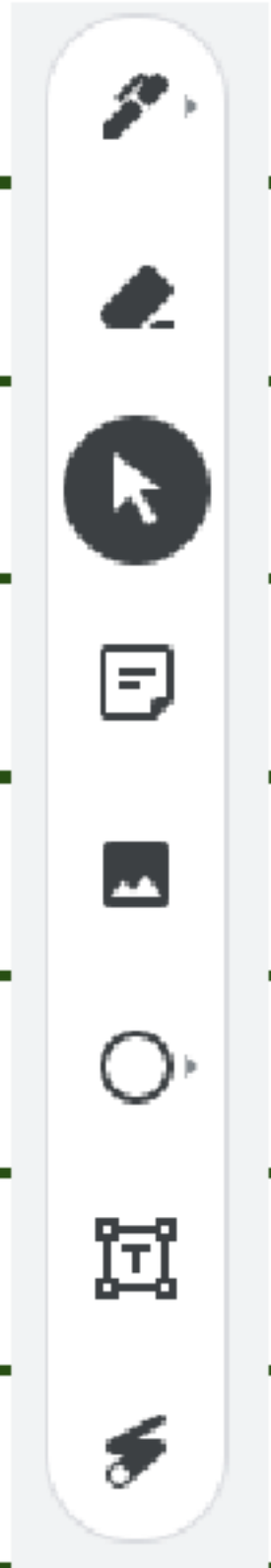


Image BANK

The Image Bank interface displays a collection of drawing tools and examples. At the top right, there is a set of geometric shapes (circle, square, triangle, diamond) and their corresponding hollow versions. Below this is a blue double-headed arrow tool. To the right is a color palette with seven colored circles (black, cyan, green, white, orange, red) and three brush icons. Further down are a black brushstroke, two red brushstrokes, a yellow rectangular box with a title bar and buttons, and a pink square button labeled "Connect & Collaborate". At the bottom, there is a hand-drawn "Hi Hi" with colorful figures, a small "Tutorial" link, a logo with a cloud and the text "Lamp by @dylm", and a Creative Commons (CC) license icon in the bottom right corner.

Header Row				
Col 1	Col 2	Col 3	Col 4	Col 5



Word
BANK

Shapes

Text Box

Laser Pointer

Add Image

Select


Erase

Sticky Note

Marker

Word BANK


Image




Name

8


1



2




3




4

5




6



7

Icon

JAMBOARD
TOOLBAR
ORIENTATION



Anxious



Frustrated



How are you feeling right now?



The Adult ESOL Course addresses the following NRS Educational Functioning Levels:

FDOE Adult ESOL Levels		NRS ESL* Educational Functioning Levels
1	Foundations	ESL Level 1
2	Low Beginning	ESL Level 2
3	High Beginning	ESL Level 3
4	Low Intermediate	ESL Level 4
5	High Intermediate	ESL Level 5
6	Advanced	ESL Level 6
* ESL is a term used by the NRS and stands for English as a Second Language. It is synonymous with ESOL.		

The Adult ESOL framework consists of three components:

1. College and Career Readiness (CCR) Standards for adult education
2. English Language Proficiency (ELP) Standards for adult education
3. The FDOE Life and Work Competencies


How many
components make
up the FDOE ESOL
Frameworks?



1 The framework starts with tables that list the CCR
2 Standards and ELP Standards. In lesson planning and
3 classroom instruction, instructors will use the CCR
4 Standards and ELP Standards in combination. The CCR
5 standards represent what students can do upon completion
6 of each level and cover the essential oral and written English
7 communication skills students need for real-world
8 applications. They are the end goal of all adult education
9 students, including ESOL, as the students advance toward
10 their long-term personal and career goals.

<http://www.fldoe.org/academics/career-adult-edu/adult-edu/2020-2021-adult-edu-curriculum-frameworko.shtml>





How are you feeling right now?



According to the paragraph, what do the CCRS represent?

According to line(s)_____, CCR Represents what students can do upon completion of each level, including the essential oral and written English communication skills needed for real-world applications.



DIGITAL LITERACY

Computer skills have become essential in today's world. Students use a variety of technology tools such as calculators, cell phones, and computers for multiple uses; communicate with friends and family, apply for work, classroom instruction, testing, and in the workplace. Instructors can integrate the digital literacy standards into their Adult ESOL lesson plans.

- DL.01 Develop basic keyboarding and numerical keypad skills.
- DL.02 Produce a variety of digital documents such as research papers, resumes, charts, and tables.
- DL.03 Use the internet to collect data and information.
- DL.04 Practice safe, legal, and responsible sharing of information, data, and opinions online.

The ELP Standards have the following roles in relation to adult English language learners:

programs statewide

access the CCR standards

ESOL students may need

The 10 ELP Standards address receptive, productive, interactive and interpretive skills of the four areas of language acquisition (listening, speaking, reading, and writing), and linguistic features of the English language.


1 WORKFORCE PREPARATION ACTIVITIES

2 The term “workforce preparation activities” means activities,
3 programs, or services designed to help an individual acquire
4 a combination of basic academic skills, critical thinking
5 skills, digital literacy skills, and self-management skills,
6 including competencies in utilizing resources, using
7 information, working with others, understanding systems,
8 and obtaining skills necessary for successful transition into
9 and completion of postsecondary education or training, or
10 employment. (WIOA, 2014). The following workforce
11 preparation activities should be integrated into the

classroom instruction.

<https://www.ideoe.org/academics/career-adult-edu/adult-edu/2020-2021-adult-edu-curriculum-frameworko.shtml>





How are you feeling right now?





20 Slides

25
Participants

**NOTE:
Jamboard
Limits**

THANK YOU



for attending...

MSGs? LCPs? – Practical Ideas for Infusing CCRS and ELPS into Your Blended Classroom to meet Learner Goals and Program Deliverables

ACE of Florida Part-Time Teacher Academy
VIRTUAL | Friday, December 11, 2020

Facilitator: Pamela Jo Wilson

