

ACE Conference  
2021

# Best Practices for GEDPrep™ Connect and GED Manager™

Diane Vaccari  
High School Equivalency  
Diploma Program Manager  
GED Administrator™



# GEDPrep™ Connect Tools

- GED Prep™ Center Locator
  - Used by candidates to choose a center they are interested in and agree to share scores with
- GED Manager™ - Student-Authorized View
  - Used by staff to manage candidates
    - View GED Ready and GED test scores
    - Manage for marketing/enrollment purposes
    - Purchase and manage GED Ready vouchers

# Why would you want to use GEDPrep™ Connect Tools?

- Use Score Reports to guide instruction
- Reach out to interested individuals
- Increase Enrollment
- Purchase and manage GED Ready vouchers

# GED Testing Volume and Adult Education Enrollment

# GED Testing Comparison 2016-2021

	2016	2017	2018	2019	2020	2021
# Test Takers	34,951	33,462	32,303	28,731	18,556	18,481
# Completers	27,117	22,997	22,679	19,630	11,864	11,778
# Passed	22,537	18,288	18,150	15,412	8,944	8,554
Pass Rate	83.1%	79.5%	80.0%	78.5%	75.4%	72.6%

## Sources:

2016: GED Analytics system for testers from January 1, 2016 to December 31, 2016 (2014 GED® Test) - On March 23, 2016, 145 passing score went into effect based on SBR; therefore, an additional 4,377 passers were awarded diplomas that month who had tested in prior months.

2017-2019: GED Analytics system for testers from January 1-December 31

2020: GED Analytics system for testers from January 1-December 31 – In March 2020, almost all testing centers were closed due to the COVID-19 pandemic; Online-proctored testing using OnVUE began in June 2020

2021: GED Analytics system for testers from January 1-August 31

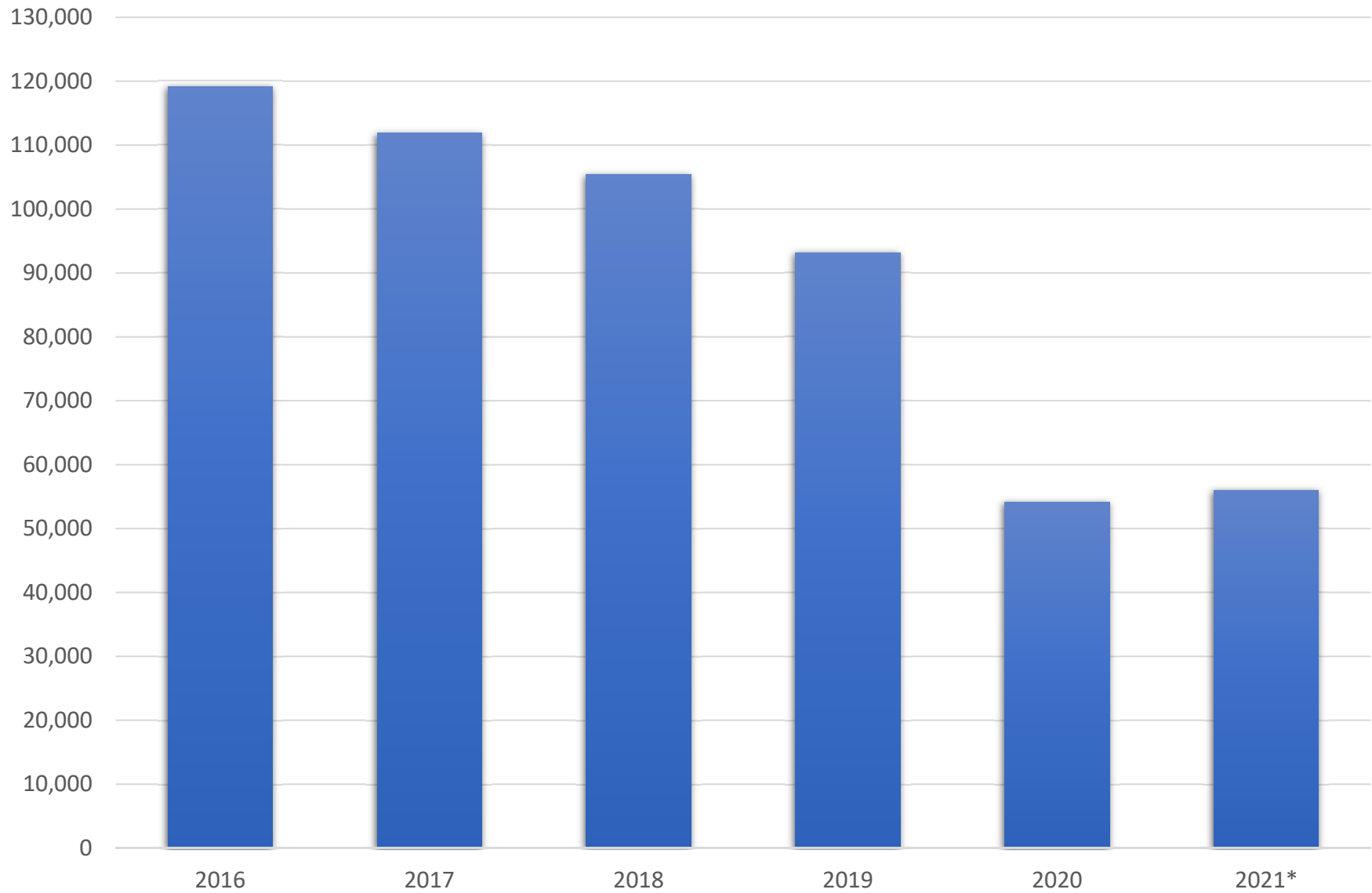
## NOTES:

Testing statistics are based on the calendar year.

# Passed = Number of test takers issued the high school equivalency diploma

# Completers = Number of test takers who took at least one test module during the calendar year AND attempted all required test modules for the test series

## Tests Taken

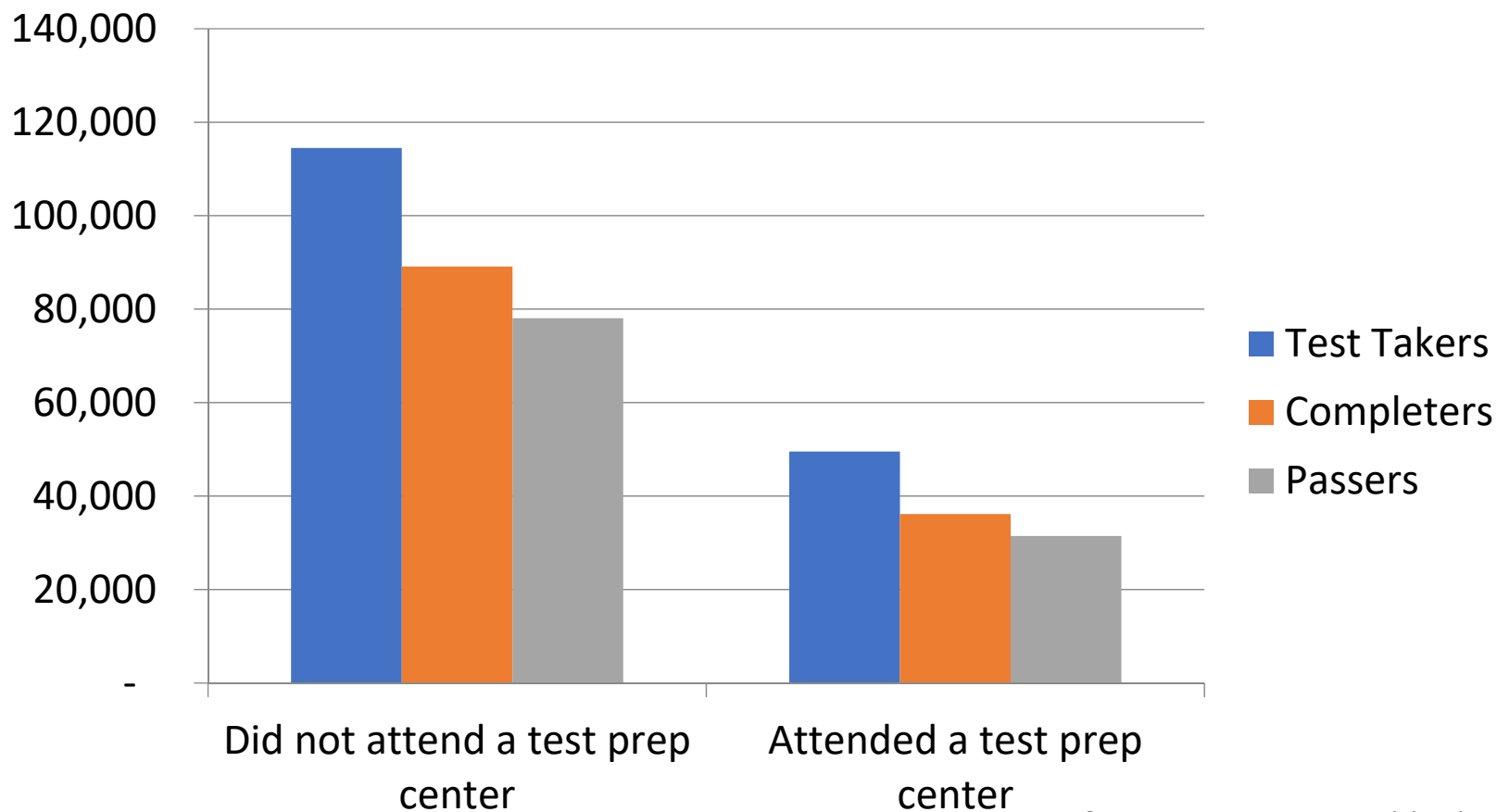


■ Tests Taken

\*1/1/2021-8/31/2021

# Statistics by Test Prep Center participation

January 1, 2014 – June 30, 2021



NOTE: Test Prep center participation is self-reported

# District AGE Enrollments NRS Programs

Program	2019-20 Enrollments	2020-21 Enrollments	Percent Change
Adult Basic Education (ABE)	29,517	22,022	-25%
Adult High School	4,640	4,413	-5%
Adult English for Speakers of Other Languages (ESOL)	69,424	38,971	-44%
English Literacy for Career and Technical Education (ELCATE)	45	35	-22%
GED® Preparation	5,116	5,244	3%
Totals	108,742	70,685	-35%

\*Data provided by Office of Research and Evaluation

# FCS AGE Enrollments NRS Programs

Program	2019-20 Enrollments	2020-21 Enrollments	Percent Change
Adult Basic Education (ABE)	8,349	5,159	-38%
Adult High School	701	547	-22%
Adult English for Speakers of Other Languages (ESOL)	12,630	6,019	-52%
English Literacy for Career and Technical Education (ELCATE)	0	0	0%
GED® Preparation	1,427	774	-46%
Totals	23,107	12,499	-45%

\*Data provided by Office of Research and Evaluation

# GED Prep Center Locator

# [https://ged.com/study/ged\\_classes/](https://ged.com/study/ged_classes/)

ged.com/study/ged\_classes/


Apps MyGED® : GED Ma... FLDOE records site Parchment Exchange Educational Contac... ShareFile Login High School Equival... People First - Login FL Records Centers... Works - Login

Search English - US Educators & Admins

GED TESTING SERVICE About The Test Study Grads and Transcripts Blog Log In SIGN UP


St. Petersburg, FL

### St. Petersburg, FL Prep Centers




**Pinellas County Schools Adult Education**

- 301 4th Street SW  
Largo, FL 33779
- 727-588-6326



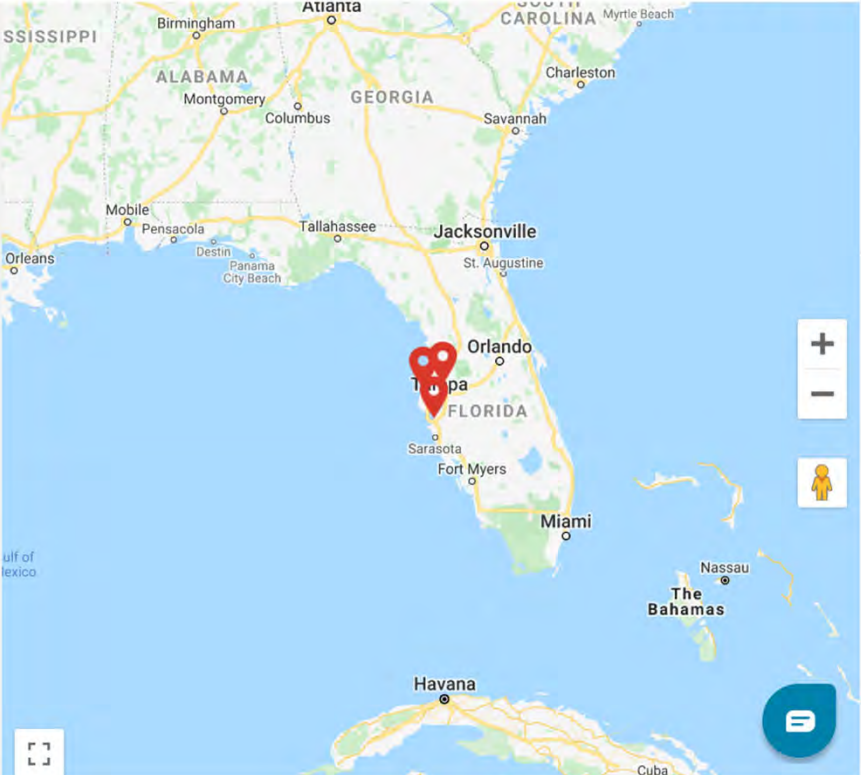
**Hillsborough County, Public Schools Adult Education**

- 5410 North 20th Street  
Tampa, FL 33610
- 813-231-1654



**Manatee Technical College**

- 5505 34th Street West  
Bradenton, FL 34210
- (941) 209-6800 Ext. 2195



# GED Prep Center Locator Listings

- School District and State College GED Preparation Centers are listed in the locator
- Adult Education Directors can request changes to the listing(s) for their agency
- Current listings can be viewed at
  - [https://ged.com/study/ged\\_classes/](https://ged.com/study/ged_classes/)
- Districts and Colleges can have as many of their GED Prep Centers listed as they want to list
  - Keep in mind individuals can choose from these lists
  - Staff will need to monitor GED Manager so individuals are contacted

# How to make changes to the Locator

- To add, delete or edit current GED Prep Center listings, the Adult Education Director of the School District or State College should contact:

Diane Vaccari

[Diane.Vaccari@fldoe.org](mailto:Diane.Vaccari@fldoe.org)

- Other school district/state college staff who want to make changes to the list should discuss those changes with their adult education director

# GED Manager™



# Staff Access

- Staff at GED Preparation Centers listed in the locator are eligible to gain access to GED Manager Student-Authorized View
- Staff with access will need to manage students who have chosen the GED Prep Center
  - Interested/Enrolled/Contacted/Dismissed
  - Make notes
  - View Score Reports for GED Ready and GED tests
  - View/Search for Vouchers Used
  - View/Search for Passers in a date range
  - And More!

# Requesting Staff Access

- Adult Education Directors request access for users by submitting the appropriate form
- Forms are available by emailing [Diane.Vaccari@fldoe.org](mailto:Diane.Vaccari@fldoe.org)
- If more than one GED Prep Center is listed for a school district/state college, the Adult Education Director will need to decide whether staff get access to all centers or just one
- GED Manager allows a user to be assigned to one or many GED Prep Centers

### Access Agreement for GED Manager™ Adult Education Center Access

The undersigned individual who is being granted access to GED® records attests that he/she

- Has read and understands the GED® Program General Policies found in the current Policy Manual published by GED Testing Service® and agrees to abide by all GED Testing Service® confidentiality policies and procedures  
<https://ged.fl DOE.org/forms.asp>
- Understands that the main purposes for using a tester's GED® test scores from this site is to:
  - Improve the adult education center's educational programs
  - Work with the tester to assist them in improving his scores
  - Plan graduation ceremonies
- Understands that testers listed on the GED Manager™ site have granted permission only to the adult education center specified (individuals can specify up to three centers)
- Will not share GED® testing information with any external third party.
- Understands that the fact that a person has or has not taken the GED® tests should also be treated as confidential information
- Understands that the GED Manager™ site must not be used to circumvent the official transcript process and must not be used to produce printed "official" documentation of GED® records (Official transcript instructions are found at <https://ged.fl DOE.org>)
- Will not allow testing data and scores to be used as verification of diploma status for post-secondary institutions or employers
- Must keep all information regarding the GED® records in strict confidence while employed and upon leaving employment with the adult education center
- Will notify the Florida Department of Education GED® Testing Office when no longer employed at the adult education center
- Will NOT share user name and password with others
- Understands this agreement covers the use of GED Manager™ Adult Education Center Access - <https://ged.com/gedmanager> for which he/she is being granted access

Name Printed

Signature

Title

Date

E-mail address

Phone Number/Extension

District/College/Correctional Facility Name

Adult Education Center Name

# High School Equivalency Diploma Office Contact Information

- Email [flgedhelp@fldoe.org](mailto:flgedhelp@fldoe.org)
- Phone (850) 245-0449
- Phone Toll free in Florida (877) 352-4331
- When calling press 0 to reach a customer service representative and by pass the recording

# Announcements

# Online-Proctored (OP) GED Testing

- GEDTS has made OP testing a permanent offering
  - Begins in September
  - Increase in price of \$6/subtest
  - [https://ged.com/insession/changes-to-the-online-proctored-test\\_august2021/](https://ged.com/insession/changes-to-the-online-proctored-test_august2021/)
- SBR 6A-6.0201/GEDTS contract now includes the option of testing using OnVUE
  - Price is set at \$38/subtest
  - No discounted retakes
  - GED Ready Green required
- Details about OnVUE can be found at
  - [https://ged.com/educators\\_admins/test\\_admin/](https://ged.com/educators_admins/test_admin/)
  - <https://ged.com/take-the-ged-test-online/>

# Anything to Share?

## QUESTIONS?

# GET THERE

Florida's Workforce Education Initiative





# Connecting to Your Students: Best Practices for GEDPrep Connect and GED Manager

Brian Smith  
October 2021



# Agenda

- Background on GEDPrep™ Connect
- Best practices for using GEDPrep™ Connect
- Accessing and using GED Manager
- New GED.com account changes



# GEDPrep Connect

*Background, accessing students and  
connecting to new students*




# Background

- Increase awareness of Adult Education programs with GED® candidates
- Connect more students with programs to drive completion and success rates
- Promote programs through GED.com
- Improve Adult Education programs' access and management of student information

## A variety of ways that students can share scores with your program

- At the time of creating their account on GED.com
- From their profile page
- From the scores page
- From their score report



# At the time of GED.com Account Creation – student sees this question



## Create Account : GED® classes

There may be local GED® classes to help you prepare for the test. Classes are not required.

### A GED® class can provide:



Support throughout your GED® journey



Expert instruction on GED® test subjects



Practice for the GED® test



Help with career and college planning

*"Saint Gabriel's Hall is the best thing that ever happened to me. I got the resources that I never had before and the best support system. With all that I made a future for myself."*

— Felix, GED® graduate



Are you interested in attending GED® classes?

☐ Yes

☐ No

Back

Continue





# Once a program is selected, student has option to remove at any time



## Create Account : Local GED® Classes

Choose a GED® prep center you are interested in attending or currently attending. By choosing a center, you agree to share your scores and contact information with the center. Selecting a center is optional and not required to receive prep center services. You can remove or change your selection at any time in your account profile.

Your selected GED® Test Prep Center is:

**Center for Literacy, Inc.**  
399 Market Street Philadelphia, PA 19106  
Phone: 215-474-1827 [Directions](#)

Remove selection

Enter your zip/postal code or address  
19147 [Find](#)

Select	Liberty Resources
	714 Market Street Philadelphia, PA 19106 Phone: 215-634-2000 1.0 Miles <a href="#">Show on Map</a>   <a href="#">Directions</a>
Selected	Center for Literacy, Inc.
	399 Market Street Philadelphia, PA 19106 Phone: 215-474-1827 1.1 Miles <a href="#">Show on Map</a>   <a href="#">Directions</a>
Select	District 1199C Training & Upgrading Fund
	100 S. Broad Street Philadelphia, PA 19110 Phone: 215.563.4683 1.2 Miles <a href="#">Show on Map</a>   <a href="#">Directions</a>

★ If I see this star above, what does it mean?

# Selecting a program is optional; student may select a program later

- Student will be reminded throughout their GED journey to connect with a program
  - Account profile
  - Study page
  - Scores page
  - Score report

# GED Account Profile

The screenshot shows the GED Account Profile page. At the top, there is a navigation bar with links: Home, About the Test, Study, Test Tips, Where to Test, My Scores, College & Careers, and a SCHEDULE TEST button. In the top right corner, there are icons for Chat and Profile, with the Profile icon circled in red. The main content area is titled "Profile" and contains several sections: Password, Personal Information, Contact Preferences, Employment Information, and GED Test Prep Center. The GED Test Prep Center section is circled in red. On the right side, there is a sidebar with the user's name, Brian Smith, and a list of links: Alerts, Messages (2), Appointments, Order Status, and Log Out. Below the main content area, there are links to edit each section: EDIT PERSONAL INFORMATION, EDIT CONTACT PREFERENCES, EDIT EMPLOYMENT INFORMATION, and EDIT PREP CENTER SELECTION.

Home About the Test Study Test Tips Where to Test My Scores College & Careers [SCHEDULE TEST](#)

Chat Profile

## Profile

**Brian Smith**  
20131126-8105-1251  
[Edit Profile](#)

Alerts

Messages 2

Appointments

Order Status

Log Out

### Password

Change your password.

### Personal Information

Name : Brian Richard Smith  
Date of Birth : 09/14/1981  
Testing Jurisdiction : Pennsylvania  
Address :  
765 S 9th St  
Philadelphia PA 19147 USA  
Social Security Number (SSN) :

[EDIT PERSONAL INFORMATION](#)

### Contact Preferences

Email : brian.smith@gedtestingservice.com  
Phone Number : 202-471-2153  
Alternate Phone Number :  
Email me offers, news, and updates : Yes  
Email me instructions, tips, and study recommendations : Yes  
Text me news and discounts : No

[EDIT CONTACT PREFERENCES](#)

### Employment Information

Current Employer : I am not currently employed

[EDIT EMPLOYMENT INFORMATION](#)

### GED Test Prep Center

You have not selected a Test Prep Center.

[EDIT PREP CENTER SELECTION](#)

# Study Page Reminder: Find GED Classes

## Study

No matter how you like to learn, let us help you study for the GED® test.



### Find GED® Classes

Prepare with a teacher  
in-person or online



### Practice

Practice questions and  
the GED Ready®  
practice test



### Get Study Materials

Prep products and  
FREE study guides



### Preview the Test

Preview a subject and  
view computer  
tutorials

# Share My Scores now easier to find on Scores page...



[Home](#) [About the Test](#) [Study](#) [Test Tips](#) [Where to Test](#) [My Scores](#) [College & Careers](#)

[SCHEDULE TEST](#)



## Scores

[Share my scores/Find GED® Classes](#)

[Print](#)

Mathematical Reasoning	Reasoning Through Language Arts	Science	Social Studies
<b>Highest Score:</b> Not Taken ⓘ Test Date: Not Taken <a href="#">Prepare</a> <a href="#">Schedule Test</a>	<b>Highest Score:</b> Not Taken ⓘ Test Date: Not Taken <a href="#">Prepare</a> <a href="#">Schedule Test</a>	<b>Highest Score:</b> Not Taken ⓘ Test Date: Not Taken <a href="#">Prepare</a> <a href="#">Schedule Test</a>	<b>Highest Score:</b> Not Taken ⓘ Test Date: Not Taken <a href="#">Prepare</a> <a href="#">Schedule Test</a>

Useful Links: [View all my scores](#)

[Learn about scores](#)

# And on all of their Score Reports



[Home](#) [About the Test](#) [Study](#) [Test Tips](#) [Where to Test](#) [My Scores](#) [College & Careers](#)

[SCHEDULE TEST](#)



## GED Ready® - Mathematical Reasoning

[Print](#)

**My Score: 158**

**LIKELY TO PASS**

Test Date: 05/27/2014

[Share my scores/Find GED®  
Classes](#)



[How I Can Score Higher](#)

[What My Score Means](#)

# Test-taker is not mandated to select an Adult Ed Center

- About 70% of test-takers do NOT access adult ed
- Students should be encouraged by their teacher to select their Adult Ed Center in GED.com to share their scores
- Several opportunities for selecting an Adult Ed Center are presented to the test-taker
- If a test-taker does NOT select an Adult Ed Center, scores will not be shared

# GED Manager View for Adult Educators

*Looking up students  
Managing enrollment  
Running testing activity reports*



# Let's look at ways to use this information

- Students select an adult education center when:
  - they need to locate a center and get more information from you
  - or when they are your student and want to share their scores with you
- It's important to review this information and determine what each person needs
  - If they are not your student, they are needing you to reach out to them and welcome them to join you
  - If they are your student, you need to change their status so you can tell which entries are potential students needing to be contacted
- You will need access to GED Manager (we will cover how to get this access)

**Let's look at what it can do for you!**

# Adult Educator's home page

GED Manager™ Home Manage Student Reporting Admin brian.smith3@pearson.com Log Out

## Home

Welcome to GED Manager Brian!

### Actions

Last Login Date: 06/26/2018 10:13:20 AM

Password Reset Date: 07/23/2018 09:16:55 AM

[Click here to reset your password now](#)

### Who to Contact:

Type of Issue	Contact Info
Test taker support and GED Ready delivery	help@ged.com 1-877-EXAM-GED (877-392-6433)
Accommodations	accommodations@ged.com

### What's New

**New Subjects for GED Flash!**

As of June 12th testers will be able to take advantage of additional study resources for Social Studies, Science, and Reasoning through Language Arts. In addition to GED Flash for Math, the three other subjects are now available for purchase to help testers ace their next exam. These new study materials can be purchased through the tester's GED.com account under the "Study" section.

**Introductory Offer on GED Flash for Organizations**

For adult educators there is a GED Flash promotion running until August 31st. Help your students ace their next test with this bundle. Your organization will receive access to GED Flash for 14 months at the 12 month price in addition to \$2 GED Ready practice tests per GED Flash seat. For more information [click here](#).

**Summer Promotion on GED Flash for Testers**

Starting June 12th through July 15th, testers can purchase any subject of GED Flash for \$3.00 off. This promotion is valid for 4 purchases of any GED Flash product.

**GED.com and the updated look**

### Helpful Links

[Jurisdiction Testing Policies](#)

[First Look—Explore the New GED.com Website](#)

### Helpful Documents

["Who to Contact" Guide](#)

[Student Study Guide for Math](#)

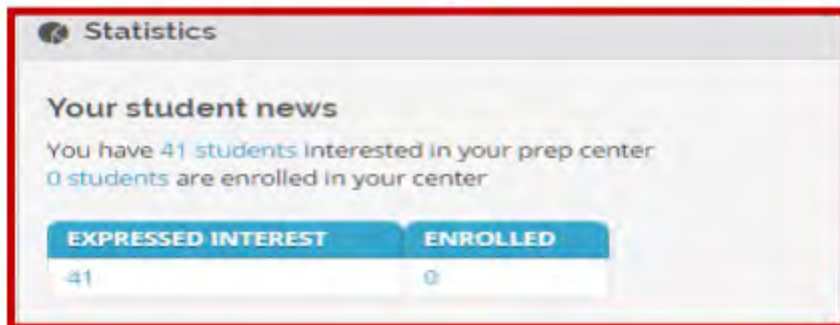
[Student Study Guide for Language Arts](#)

[Student Study Guide for Science](#)

[Student Study Guide for Social Studies](#)

# GED Manager Home Page

New Students  
interested in  
your program



User Guides



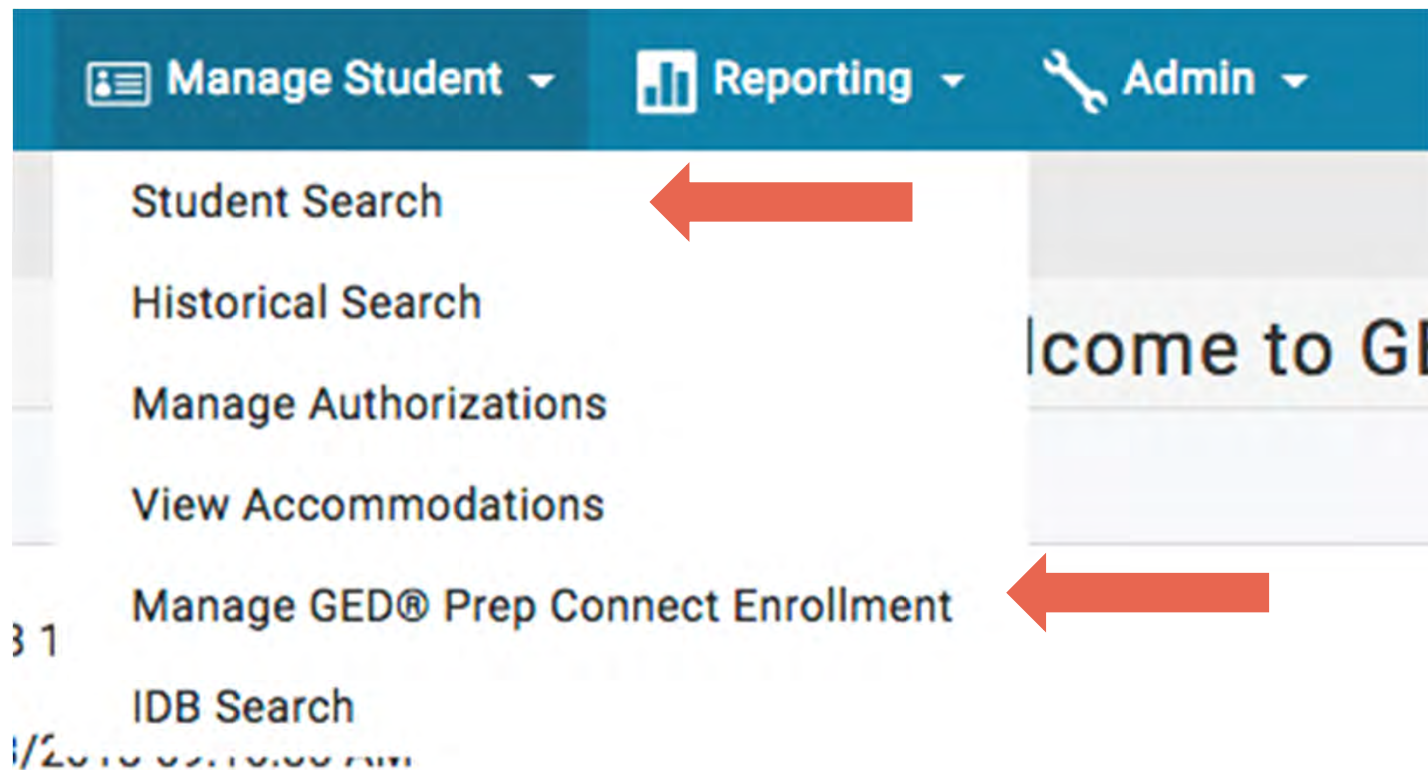
### Helpful Links

- [GEDPrep Connect](#)
- [Jurisdiction Testing Policies](#)
- ["How to Guides" for Testers](#)
- [Add/Update Adult Ed Center Info](#)
- [Student Study Guides](#)
- [First Look—Explore the New GED.com Website](#)

### Helpful Documents

- [Manage Enrollments](#)
- [Manage Student/Student Search](#)
- [Student Test Activity Report](#)
- [Passers Report for Adult Education Programs](#)
- [Printing Score Reports in Bulk](#)
- [Purchasing GED Ready with Vouchers](#)
- [How to Apply for Accommodations](#)

# Manage Student Options



# Manage Student → Student Search

- You can look up one student at a time if you need to find specific information
- When you click on the student's name, you find out additional details about his/her activity, including test scores and demographic information

GED Manager™

Home

Manage Student

Reporting

Admin

brian.smith3@pearson.com

Log Out

## Student Search

Please enter at least three characters or make a selection on a search field below to start your search.

Last Name	First Name	City	Phone Number	DOB	Email	Testing Jurisdiction
Smith	Brian	Phil				Pennsylvania
GED ID	Program	Credential Status				

Rows Per Page102550

Name	City	Phone Number	DOB	Email	Jurisdiction	GED ID
Smith, Brian	Philadelphia	434-409			PA	2018062
Smith, Brian	Philadelphia	202-47			PA	2013112

# Student scores and score reports

Results								
Credentialed : <span>No</span> Credential Date : Highest Total Score : 0								
<span>Hide GED Ready</span>								
Test Date	Test Center	Subject	Form	Score	Status	Language	Issues	
09/24/2014	-	GED Ready® Reasoning	LA_RA	200	Likely to Pass	ENU		
05/27/2014	-	GED Ready® Math	MA_RA	158	Likely to Pass	ENU		
05/19/2014	-	GED Ready® Science	SC_RA	175	Likely to Pass	ENU		
01/02/2014	66263 - DC OSSE GED Testing and Verifications	GED Social Studies		151	Pass	ENU		
01/02/2014	66263 - DC OSSE GED Testing and Verifications	GED Math		144	Below Passing	ENU		
12/10/2013	-	GED Ready® Social Studies	SS_RA	181	Likely to Pass	ENU		

Links to the detailed score report

# Manage Student → Manage GEDPrep Connect Enrollment

GED Manager™ Home Manage Student Reporting Admin brian.smith3@pearson.com Log Out

## Student Search

Please enter at least three characters or make a selection on a search field below to start your search.

GED® Prep Connect Enrollment Status Date Range: Jurisdiction Program GED® Test Prep Center

Last Name First Name City Phone Number DOB Email GED ID Credential Status

Smith Brian philadelphia

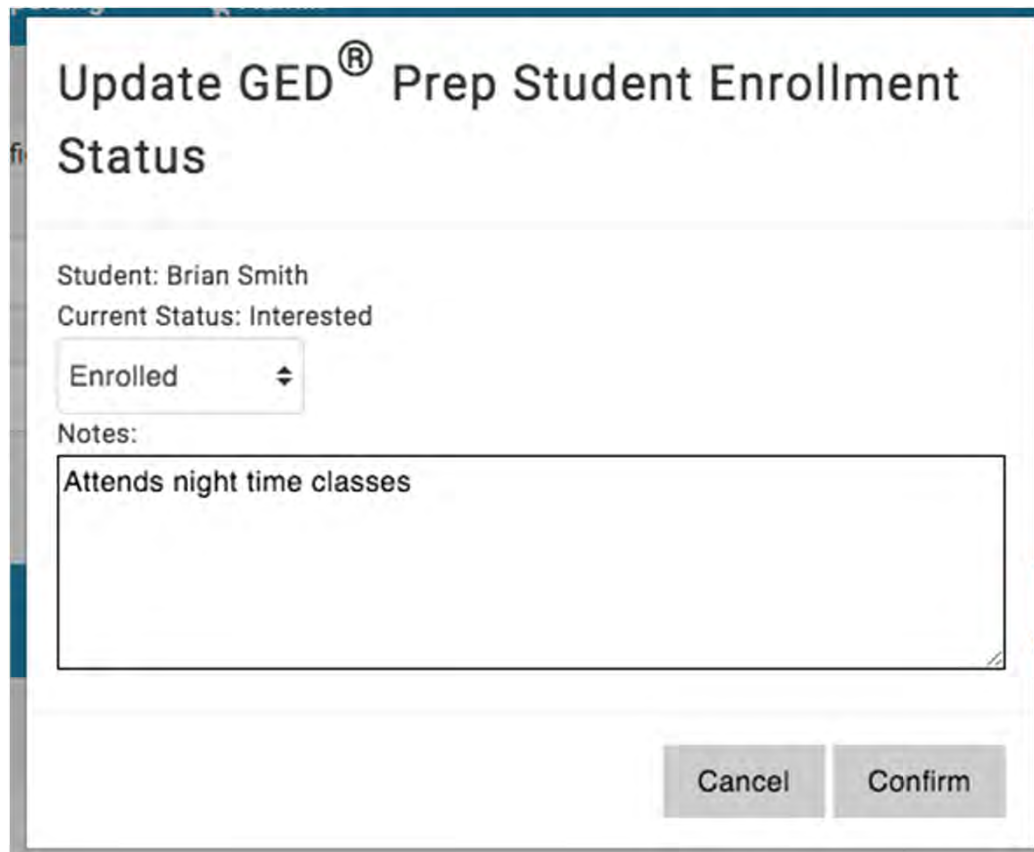
Export (1000 rows max) Rows Per Page 10 25 50

Name	Email	Zip	County	Phone Number	GED® Test Prep Center	GEDWorks	Shared Scores	Enrollment Status	Date	Action
Smith, Brian		19147	Philadelphia		Center for Literacy, Inc.	No		Interested	6/28/18	Edit
Smith, Brian		19147	Philadelphia		Liberty Resources	No		Interested	6/29/18	Edit

- Adult Educators can sort by one student or groups of students and export the results – sorting by date, enrollment status or credential status
- Educators can edit the status of a student from 'Interested' to 'Contacted,' 'Dismissed,' or 'Enrolled' and write notes about the students



# Important to know who is an enrolled student vs. an interested student



The screenshot shows a web form titled "Update GED® Prep Student Enrollment Status". It contains the following fields and controls:

- Student: Brian Smith
- Current Status: Interested
- A dropdown menu currently showing "Enrolled" with a double-headed arrow icon.
- A "Notes:" label followed by a text area containing the text "Attends night time classes".
- At the bottom right, there are two buttons: "Cancel" and "Confirm".

Educators will also see students' information who are interested in a program but not currently enrolled

It is up to the adult education program to reach out to those students to get them to enroll

It makes running reports of your current students much easier

# Contacted Students – Hover over icon to view previous comments

NAME	EMAIL	ZIP	COUNTY	PHONE NUMBER	GED® TEST PREP CENTER	GEDWORKS	ENROLLMENT STATUS	DATE	ACTION
Educator, Wanta	wantabe@prep.com	55372		623-514-5555	Shakopee ABE	No	Contacted 	10/10/16	<a href="#">Edit</a>
NoABE, GEDworks	gedworks@abe.com	55372		632-565-2222	Shakopee ABE	Yes	Contacted 	10/10/16	<a href="#">Edit</a>
Matheson, Minnie	mn@adulthood.com	55344		612-356-2444	Shakopee ABE	No	Contacted 	10/11/16	<a href="#">Edit</a>
Tester, 500911 10/11/16	PrepConnectReportTes20161011e1f-b247-f43e173a4aff@ged.com	90210		303-001-4717	Beverly Hills Adult School	No	Contacted 	10/11/16	<a href="#">Edit</a>
Tester, 472712 10/11/16	PrepConnectReportTes20161011bc3-bc13-9c160247d427@ged.com	90210		304-480-9506	Beverly Hills Adult School	No	Contacted 	10/11/16	<a href="#">Edit</a>
Validation, FName	AddressValidationPop2016101052f-89fb-ca1595c3e43d@gmail.com	55437	Hennepin	321-432-5434	Shakopee ABE	No	Contacted 	10/11/16	<a href="#">Edit</a>
Tester, 052307 10/11/16	PrepConnectReportTes20161011171-8058-1e49ce21c39e@ged.com	90210		303-377-9718	Shakopee ABE	Yes	Contacted 	10/11/16	<a href="#">Edit</a>

# Tips for outreach to interested students

- Make sure you update the status of the students in your program
- Successful programs have teachers assigned to monitor GEDPrep Connect enrollment and reach out to Interested students
- Do not be afraid to call or email students – they shared their contact information for a reason!
- Consider using Remind.com to streamline outreach

# Example of text message outreach via Remind.com

MARCH 2, 2017

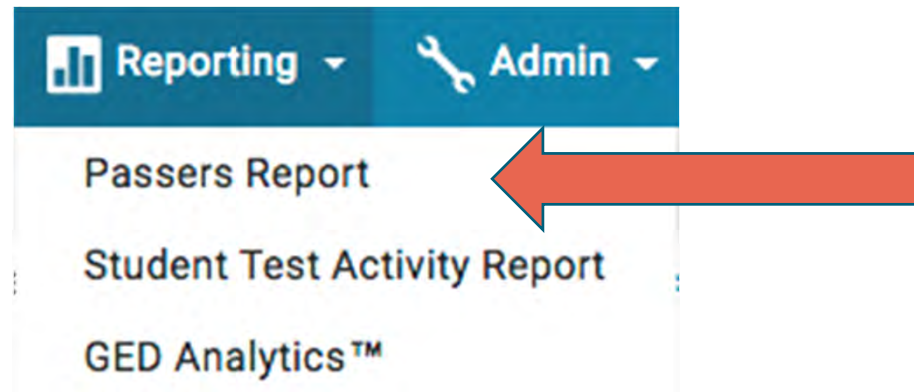
Clayton (

ll joined NEISD GED® WAITING LIST.

Hello. MyGED.com provided your name and contact information. I am eager to help you get started with earning your High School Equivalency. Open Enrollment class is available at 2614 Walzem Road. Please reply here if you have any questions. You should also visit our website: [neisd.net/community](http://neisd.net/community)

Delivered ✓

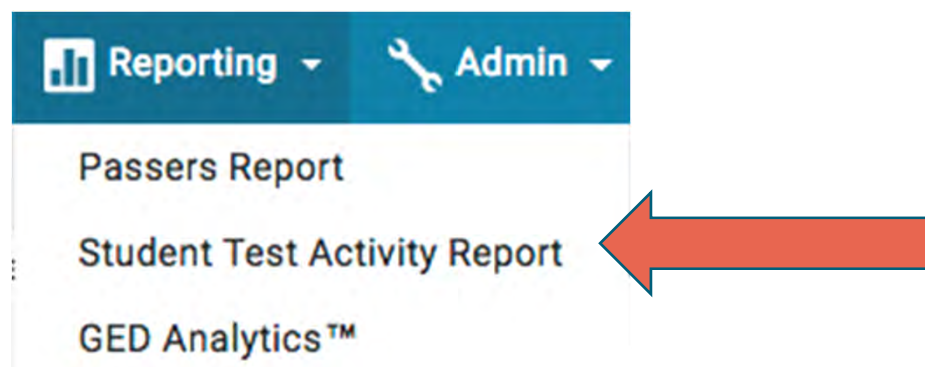
# Reporting



## Passers Report

This will allow an educator to run only the passers over a certain time period

# Reporting



## Student Test Activity Report

- This allows educators to run reports based on testing activity i.e. GED Ready Reds, GED Ready Greens, GED Passed, GED Below Passing, etc.
- You can also sort by test subject

# Student Test Activity Report

You can easily ...

- Sort by any category
- Print Score Reports
- Export the data into Excel

Print Score Reports (1000 rows max)		Export (1000 rows max)		Rows Per Page							10	25	50
Name	Email	Testing Activity	Date	Test	Subject	Score	Credentialed	GED® Test Prep Center	GEDWorks				
Smith, Brian	brian.smith@gedtestingservice.com	GED Ready Green	12/10/2013	GED Ready®	Social Studies	181	No	Liberty Resources	No				
Smith, Brian	brian.smith@gedtestingservice.com	GED Below Passing	01/02/2014	GED	Math	144	No	Liberty Resources	No				
Smith, Brian	brian.smith@gedtestingservice.com	GED Passed	01/02/2014	GED	Social Studies	151	No	Liberty Resources	No				
Smith, Brian	brian.smith@gedtestingservice.com	GED Ready Green	05/19/2014	GED Ready®	Science	175	No	Liberty Resources	No				
Smith, Brian	brian.smith@gedtestingservice.com	GED Ready Green	05/27/2014	GED Ready®	Math	158	No	Liberty Resources	No				

A black and white photograph of a group of students in a classroom or workshop. In the foreground, a student with dark hair in a bun, wearing a light-colored shirt and a patterned skirt, is seated at a table, looking down at a piece of paper. To her left, another student is partially visible, wearing large headphones. In the background, other students are seated at tables, some looking at papers or devices. The scene is brightly lit, suggesting a window in the background.


# Student Account and GED Manager Enhancements


- Edit Profile Updates
- New guided path feature
- My Scores redesign
- Voucher number/GED Manager feature

# Edit Profile Updates

The screenshot shows the GED Testing Service user interface. At the top, there is a navigation bar with links: Home, About the Test, Study, Test Tips, Where to Test, My Scores, College & Careers, and a SCHEDULE TEST button. A red banner at the top left contains a warning icon and the text: "This is a global message so all users including candidate should see this one." The main content area has a blue header with the text: "Good Morning New" and "Nothing is an obstacle unless you say it is. - Wally Amos". Below this is a row of subject icons: Language Arts, Social Studies, Science, and Math. A central white box displays a thumbs-up icon and the text "Time to schedule!". At the bottom, a message states: "Your GED Ready Practice Test score shows you are likely to pass the Science test!". On the right side, there is a user profile dropdown menu. A large red arrow points down to this menu. The menu is open, showing the user's name "New GP-guy", ID "st1-st1-20190618-118-0497", and a red arrow pointing to the "Edit Profile" link. Other menu items include Alerts, Messages (3), Appointments, Order Status, and Log Out.

# Edit Profile Updates continued....

 Home About the Test Study Test Tips Where to Test My Scores College & Careers [SCHEDULE TEST](#)

Chat 

## Profile

**Password**  
Change your password. [CHANGE PASSWORD](#)

**Personal Information**  

Name :	New GP-guy
Date of Birth :	01/01/1980
Testing Jurisdiction :	Minnesota
Address :	
123 Main St	
Minneapolis MN 55401 USA	
Social Security Number (SSN) :	#####1122

[EDIT PERSONAL INFORMATION](#)

**Contact Preferences**  

Email :	newGPGuy@gmail.com	
Phone Number :	612-555-1212	
Alternate Phone Number :		
Email me offers, news, and updates :	<input type="checkbox"/> No	
Email me instructions, tips, and study recommendations :	<input checked="" type="checkbox"/> Yes	
Text me news and discounts :	<input type="checkbox"/> No	

[EDIT CONTACT PREFERENCES](#)

**Employment Information**  

Current Employer :	I am not currently employed
--------------------	-----------------------------

[EDIT EMPLOYMENT INFORMATION](#)






**GED Test Prep Center**  
You have not selected a Test Prep Center. [EDIT PREP CENTER SELECTION](#)

**Testing Accommodations**  

Accommodations Requested :	No
----------------------------	----



[REQUEST ACCOMMODATIONS](#)

[FAQs](#) [Contact](#) [Order Status](#) [Español](#) [Accessibility](#) [Terms](#) [Privacy & Cookies](#)

Copyright© 2013-2019 GED Testing Service LLC. All rights reserved.

# Edit Profile Updates continued....

  
Chat

## Contact Preferences

Please provide your phone number in case we need to reach you.

### Email

Make sure to use this email when you log-in to MyGED.






Type	Phone Number
Mobile ▾	<input type="text" value="612-555-1212"/>
Type	Alternate Phone Number
Other ▾	<input type="text"/>

**Check yes below to receive the following:**

- ☐ Yes! Email me exclusive offers, news, and updates from GED Testing Service
- ☒ Yes! Email me instructions, tips and study material recommendations to help me understand my next steps.
- ☐ Yes! Text me news and discounts from MyGED® to the mobile number provided.

*I understand that I am not required to provide my consent to receive text messaging as a condition of purchasing the GED® test or for processing my request for other products and services. I acknowledge and agree to receive the text messages checked above from GED® on a recurring basis, sent using an automatic telephone dialing system from GED®. Message and data rates may apply. Text HELP to 69433 for help. Text STOP to 69433 to opt-out. I understand that I may be sent a message confirming the cancellation. I understand that my information will be used as described here and in the GED® Terms and Conditions.*

[FAQs](#) [Contact](#) [Order Status](#) [Español](#) [Accessibility](#) [Terms](#) [Privacy & Cookies](#)



Copyright© 2013-2019 GED Testing Service LLC. All rights reserved.

# My Scores Redesign

## My Scores

All your GED Test and GED Ready Practice Test scores.

### Highest GED Scores

You need to score at least 145 on each subject to pass and scoring higher can have additional benefits. [Learn more >](#)

Language Arts

No Score

Not Taken

SCHEDULE TEST

Social Studies

No Score

Not Taken

SCHEDULE TEST

Science

No Score

Not Taken

SCHEDULE TEST

Math

No Score

Not Taken

SCHEDULE TEST

[VIEW ALL TEST SCORES](#)

### Most Recent GED Ready Practice Test Scores

# My Scores Redesign continued....

**Highest GED Scores**  
You need to score at least 145 on each subject to pass and scoring higher can have additional benefits. [Learn more >](#)

Language Arts	Social Studies	Science	Math
No Score	No Score	No Score	No Score
Not Taken	Not Taken	Not Taken	Not Taken
<a href="#">SCHEDULE TEST</a>	<a href="#">SCHEDULE TEST</a>	<a href="#">SCHEDULE TEST</a>	<a href="#">SCHEDULE TEST</a>

[VIEW ALL TEST SCORES](#)

**Most Recent GED Ready Practice Test Scores**  
After taking your practice test, if you're likely to pass then schedule your test right away. If not, read your score report and see exactly what skills you need to brush up on.

Language Arts	Social Studies	Science	Math
No Score	No Score	180	No Score
Not Taken	Not Taken	Likely to Pass	Not Taken
<a href="#">TAKE GED READY</a>	<a href="#">TAKE GED READY</a>	<a href="#">SCORE REPORT</a>	<a href="#">TAKE GED READY</a>

[VIEW ALL GED READY SCORES](#)


# My Scores Redesign continued....

### Most Recent GED Ready Practice Test Scores

After taking your practice test, if you're likely to pass then schedule your test right away. If not, read your score report and see exactly what skills you need to brush up on.

<b>Language Arts</b>	<b>Social Studies</b>	<b>Science</b>	<b>Math</b>
No Score	No Score	180	No Score
Not Taken	Not Taken	Likely to Pass	Not Taken
TAKE GED READY	TAKE GED READY	SCORE REPORT	TAKE GED READY

[VIEW ALL GED READY SCORES](#)



**FAQ**

#### When will my scores be available?

Scores are typically posted within 24 hours of taking your GED test or GED Ready practice test. However, sometimes it can take up to 2 to 3 business days. You'll receive an email once your scores have been posted to your account.

#### What if I get 'not likely to pass' on my GED Ready practice test?

Use the score report to understand what areas you need to study to improve your score. If you're working with a prep center, ask your teacher to review your score report with

#### What do my GED test scores mean?

Scoring 145 - 164 means that you passed the subject. Scoring 165 - 174 means that you are ready to take college-level courses in that subject. Scoring 175 - 200 means that you could qualify for college credit for that subject. [Learn more >](#)

#### What if I don't pass one or more of the GED test subjects?

If you did not pass one of your GED test subjects, you are given two subsequent retests, with no restrictions between

# My Scores Redesign continued....

[VIEW ALL GED READY SCORES](#)

## FAQ

### When will my scores be available?

Scores are typically posted within 24 hours of taking your GED test or GED Ready practice test. However, sometimes it can take up to 2 to 3 business days. You'll receive an email once your scores have been posted to your account.

### What if I get 'not likely to pass' on my GED Ready practice test?

Use the score report to understand what areas you need to study to improve your score. If you're working with a prep center, ask your teacher to review your score report with you and develop a plan to improve your score. After studying, make sure you're prepared for the test by taking the GED Ready again.

### What do my GED test scores mean?

Scoring 145 - 164 means that you passed the subject. Scoring 165 - 174 means that you are ready to take college-level courses in that subject. Scoring 175 - 200 means that you could qualify for college credit for that subject. [Learn more](#) ›

### What if I don't pass one or more of the GED test subjects?

If you did not pass one of your GED test subjects, you are given two subsequent retests, with no restrictions between retakes. If you fail the third or any subsequent retest, you must wait 60 days for your next attempt. [Additional state requirements may apply.](#)

# My Scores Redesign continued....

## **What if I get 'too close to call' on my GED Ready practice test?**

You're only a few questions away from 'likely to pass', so review your score report to see how you can improve your score and then schedule your test. If you're working with a prep center, ask your teacher to review your score report with you.

## **What if I get 'likely to pass' on my GED Ready practice test?**

Looks like you're ready to schedule your test. Students who get a GED Ready score similar to yours and schedule their test within two weeks are more likely to pass.

## **How is the extended response scored on the Reasoning Through Language Arts GED Ready practice test?**

The extended response cannot be scored on the RLA GED Ready practice test. Instead, you will receive information in your score report about what a typical written response should look like. You will also receive a copy of the question and your written response so that you can take it to your local prep center for scoring by a trained teacher.

## **Can I retest for a higher score if I passed?**

Yes, you can retest if you are trying to be college ready or qualify for college credit. The discounted retest policy only applies to tests you did not pass.

## **I think I should have gotten a higher score. Is there a way to challenge my score?**

Yes, it is possible for you to challenge your scores. The scoring system we use is very accurate. Very few test scores are ever adjusted after review. However, if you want to request a re-score, contact customer support at 1-877-EXAM-GED. You will be charged a fee of \$50 per exam score you want to challenge. If your score changes, you'll get your \$50 back. Otherwise, GED Testing Service will keep the fee.

# My Scores Redesign continued....

**My Scores**  
All your GED Test and GED Ready Practice Test scores.

**Highest GED Scores**  
You need to score at least 145 on each subject to pass and scoring higher can have additional benefits. [Learn more](#)

**Language Arts**

No Score  
Not Taken  
[SCHEDULE TEST](#)

**Social Studies**

No Score  
Not Taken  
[SCHEDULE TEST](#)

**Science**

No Score  
Not Taken  
[SCHEDULE TEST](#)

**Math**

No Score  
Not Taken  
[SCHEDULE TEST](#)

[VIEW ALL TEST SCORES](#)

[Share with prep center](#)

hover state shows what icons are

## 4. Voucher Search Field

GED Manager [Home](#) [Manage Student](#) [Reporting](#) [Admin](#) marlita.johnson@ged.com [Default Account](#) [Log Out](#)

### Student Test Activity Report

Please enter at least three characters or make a selection on a search field below to start your search.

GED Prep Connect Enrollment Status  Testing Activity  Date Range:  to  Exam Subject  Jurisdiction

Last Name  First Name  City  Phone Number  DOB  Email  GED ID  VUE Reg ID  Credential Status  **Voucher**

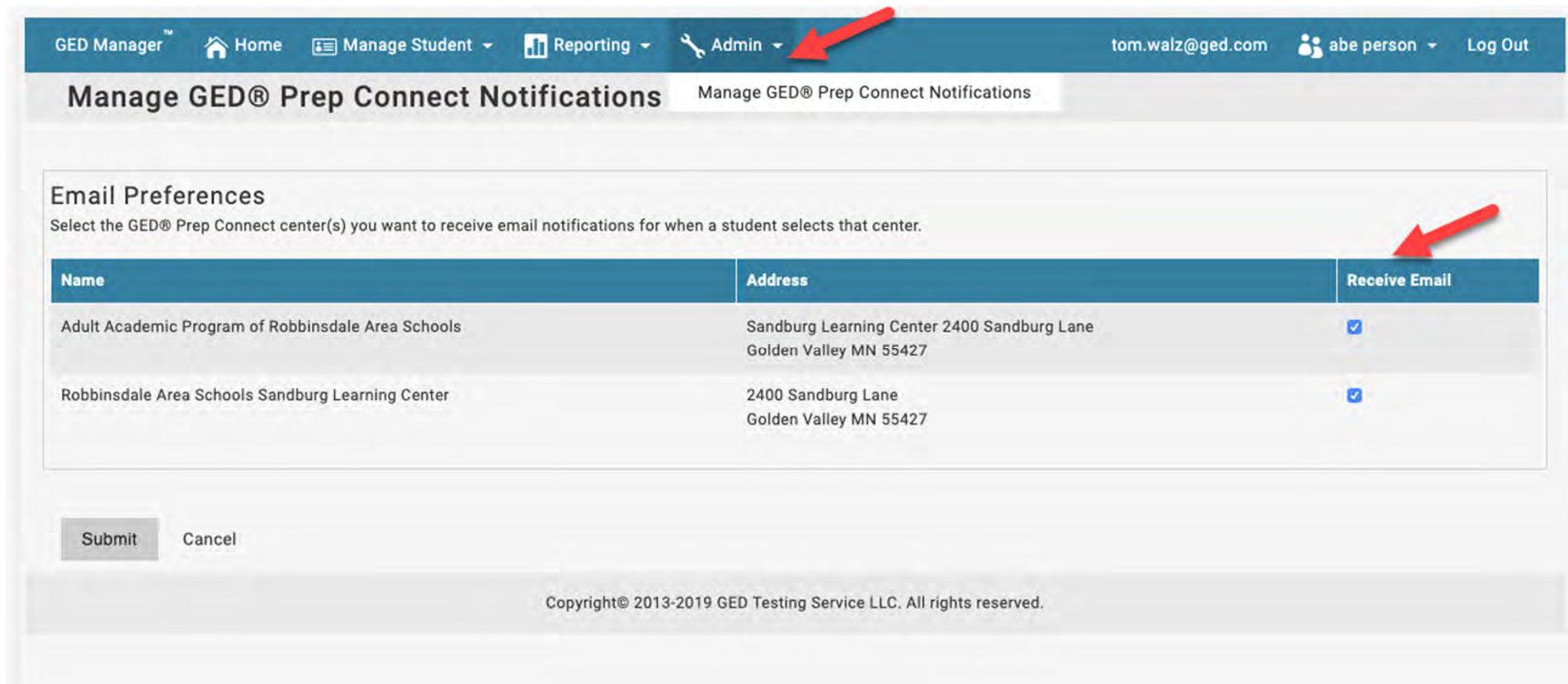
Test Event Number  Test Medium  Test Missing

[Print Score Reports \(1000 rows max\)](#) [Export \(1000 rows max\)](#) Rows Per Page

Name	Email	Testing Activity	Date	Test	Subject	Score	Credentialed	Test Missing	GED® Test Prep Center	GEDWorks	Vouchers
------	-------	------------------	------	------	---------	-------	--------------	--------------	-----------------------	----------	----------

# New feature

- GED Manager users can now opt-in to receive emails every time a student connects with your program.



GED Manager™ Home Manage Student Reporting Admin tom.walz@ged.com abe person Log Out

## Manage GED® Prep Connect Notifications

Manage GED® Prep Connect Notifications

### Email Preferences

Select the GED® Prep Connect center(s) you want to receive email notifications for when a student selects that center.

Name	Address	Receive Email
Adult Academic Program of Robbinsdale Area Schools	Sandburg Learning Center 2400 Sandburg Lane Golden Valley MN 55427	<input checked="" type="checkbox"/>
Robbinsdale Area Schools Sandburg Learning Center	2400 Sandburg Lane Golden Valley MN 55427	<input checked="" type="checkbox"/>

Submit Cancel

Copyright© 2013-2019 GED Testing Service LLC. All rights reserved.



# GED Ready Direct in GED Manager

2021



# GED Ready Direct – A New Management Tool

The screenshot shows the GED Ready Direct management tool interface. At the top is a blue navigation bar with links: Home, Manage Student, Purchases (marked BETA), Reporting, and Admin. The user's email, chris.blaisdell@gedtestingservice.com, and a Log out link are on the right. Below the navigation bar is a light gray header area with the text 'ne'. Underneath is a form with three dropdown menus: Role (set to SuperUser), Jurisdiction, and Works. A large gray banner in the center says 'Welcome to GED Manager Chris!'. Below this, the interface is split into two columns. The left column shows the login date (08/20/2020 03:24:05 PM), the password reset date (08/24/2020 10:45:35 AM), and a button for 'Password Reset Email'. The right column, titled 'Your GED Readys' (marked BETA), displays three statistics: Unassigned: 0, Assigned: 0, and Used: 0. At the bottom of the right column are two buttons: 'Buy GED Readys' and 'Manage GED Readys'.

Home Manage Student <sup>BETA</sup> Purchases Reporting Admin

chris.blaisdell@gedtestingservice.com Log out

ne

Role Jurisdiction Works

SuperUser

Welcome to GED Manager Chris!

<sup>BETA</sup> Your GED Readys

Login Date: 08/20/2020 03:24:05 PM

Password Reset Date: 08/24/2020 10:45:35 AM

Password Reset Email

Unassigned: 0 Assigned: 0 Used: 0

Buy GED Readys Manage GED Readys

# Problems to Solve

- GED Ready voucher code spreadsheets are an administrative headache.
  - Difficult to distribute to educators
  - Difficult to maintain
  - Difficult to share codes with students (via email)
- Expiring vouchers compound the headache.
- Everyone spends too much time dealing with voucher codes.

# Solution – GED Ready Direct

***Phase 1 – Enhance GED Manager to allow educators to purchase GED Ready tests and assign them directly to students.***

## **Benefits:**

- Students access GED Ready test directly from their GED account once assigned
- No spreadsheets of voucher codes to manage
- No expiration dates to extend

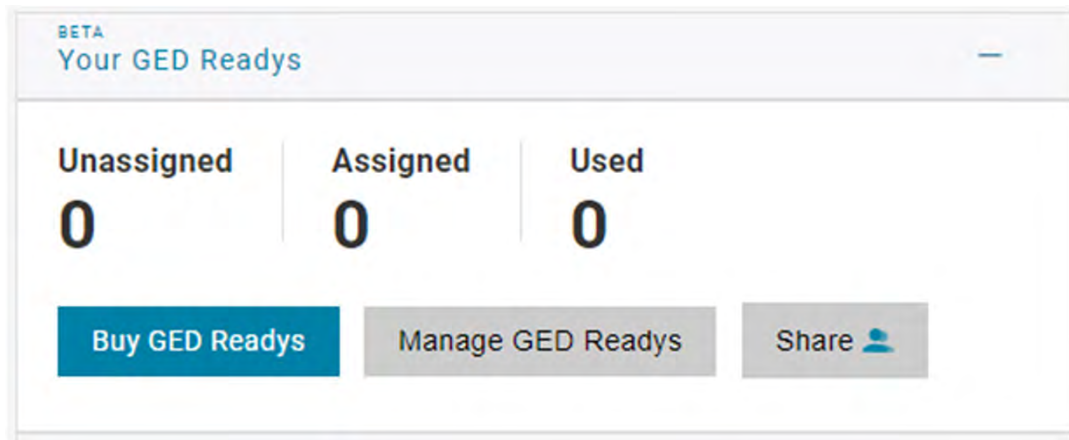
# Beta Version

- February launch of beta version to the following users:
  - Jurisdiction Admins
  - Jurisdictional
  - Juris View Only
  - Student Authorized View
- Still working on users with multiple GED Manager accounts

# GED Ready Direct Dashboard

Buy,  
Manage,  
Share

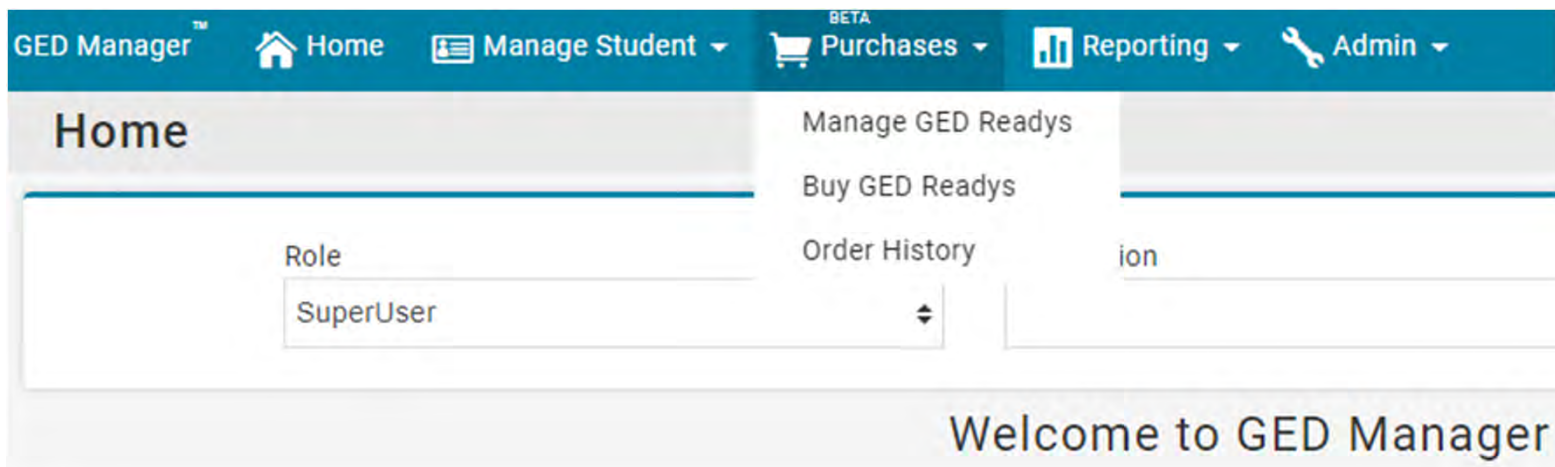
GED Ready tests from the GED Direct dashboard on your home page.



# Purchase Menu on Navigation Bar

New Purchases menu on navigation bar allows you to buy or manage your GED Readys as well as access your order history.

When you click **Buy GED Readys** you automatically go to our eCommerce site establishing your account.



# Buy GED Readys

## GED Ready - Adult Education



GED Ready® is the official practice test for the GED® test. We created the GED Ready® through the same development process as the GED® test, but it is only half the length of the actual test.

Price

**\$6.00**

Quantity

**Add To Cart**

### Description

#### Why should students take the GED Ready®?

- It's the only test that tells the student if they are likely to pass the GED® test or if they need to keep studying.
- If the student is not ready for the GED® test, their score report will tell them which skills they need to improve.
- After completing their GED Ready® the student can select their study material to see exactly where to study the skills they need.
- The test questions are exactly like the real test, so students will be prepared on test day.

#### What your student will need for the GED Ready®

- Must take on a computer connected to the Internet
- Minimum internet browser: Microsoft Edge latest version, Internet Explorer 11, latest versions of Firefox, Safari, or Chrome + 2 versions back
- Operating System: Windows 10 (32 or 64 bit) with Live Tiles disabled; latest version of Mac OSX + 2 versions back.
- Javascript and cookies must be enabled
- Includes the on-screen calculator used on the official GED® test. Students can also use a handheld scientific calculator - we recommend using the TI-30XS
- We recommend that the test is taken in one sitting at a quiet place to replicate the GED® test experience. Once the student starts their test, they have 120 days to complete it.

#### How do I give these tests to my students?

Once purchased, you will see GED Ready® tests in your GED Manager account. You can assign tests by subject to the students who are ready. After assigning the test, your student will be able to schedule and launch the GED Ready® test from their GED account. No voucher codes needed!



# Purchase Flow

Select quantity and go to checkout. Update contact information if needed.  
Enter credit card information.


## 1. Your contact information

[Edit](#)

Chris Blaisdell  
5601 Green Valley Dr #220  
Bloomington, MN 55437  
US

chris.blaisdell@gedtestingservice.com  
555-555-5555


## 2. Payment Information



This site is SSL  
SECURED

Credit or Debit Card Type \*

Select a card type




Credit or Debit Card Number \*

Name On Card \*

# Order Summary

A note about taxes: Legally we are required to charge sales tax on all study material/prep product purchases. If your organization is tax exempt, you can have this status applied to your account.

Order Summary	
	<div>GED Ready - Adult Education</div> <div><i>Promo Code 50% Off your First Purchase:</i></div>
	<div><del>\$60.00</del></div> <div>Qty 10</div> <div>each \$6.00</div> <div><b>\$30.00</b></div>
<hr/>	
Item Subtotal:	\$30.00
Estimated Sales Tax:	\$2.26
<hr/>	
<b>Total:</b>	<b>\$32.26</b>

# Order Confirmation



Confirmation

[Return to GED](#)  
Clicking this link will clear your cart

✓ **Thank you for your order.**

**Order Number: 115519**

You will receive an email confirmation shortly and directions on how to access your online product.

## Order Details

Ordered on February 9, 2021 | Order# 115519

**PRINT RECEIPT**

### Purchased by

Chris Blaisdell  
5601 Green Valley Dr #220  
Bloomington, MN 55437

### Payment Method



### Order Summary



GED Ready - Adult Education

**\$60.00**

Automatic Order Confirmation email is sent. You can Print receipt from this screen. Order will also appear in Order History accessed from Purchase menu in GED Manager.

# Back to GED Manager

Return to GED Manager and dashboard has been updated with 10 GED Readys.  
Now I can assign to a student or share with another educator.

**BETA**  
Your GED Readys

Unassigned	Assigned	Used
<b>10</b>	<b>0</b>	<b>0</b>

[Buy GED Readys](#)[Manage GED Readys](#)[Share !\[\]\(f0954db7a500118d074e2da7fda77094\_img.jpg\)](#)

# Assign GED Ready to Student

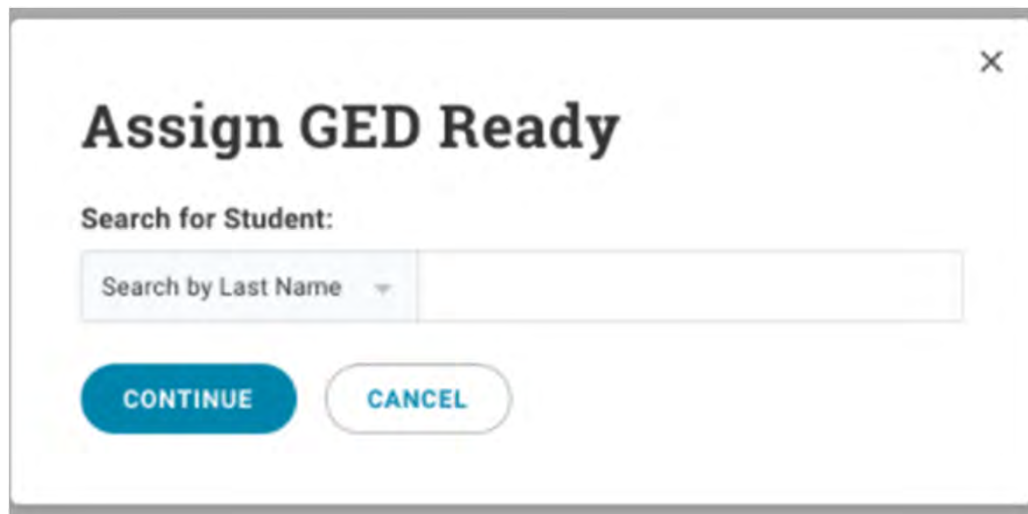
The screenshot shows the 'Manage GED Readys' page in the GED Manager application. The top navigation bar includes links for Home, Manage Student, Purchases, Reporting, and Admin, along with the user email 'chris.blaisdell@ged.com'. The page title is 'Manage GED Readys'. Below this, a section titled 'Your GED Readys' displays three statistics: 'Unassigned' (10), 'Assigned' (0), and 'Used' (0). Below these statistics are three buttons: 'Buy GED Readys', 'Assign GED Readys' (which is circled in green), and 'Share'. Below the buttons is a filter section with fields for 'Last Name', 'First Name', 'Email', 'Testing Jurisdiction', 'GED ID', 'Program', and 'Status'. There is also a 'Subject' dropdown menu. At the bottom of the filter section are 'Apply Search Filters' and 'Clear Filters' buttons.

## Step 1

Click Manage GED Readys from dashboard or Purchase menu.

Click **Assign GED Readys** button.

# Assign to Student cont'd.

A screenshot of a web application pop-up window titled "Assign GED Ready" with a close button (X) in the top right corner. Below the title is the text "Search for Student:". Underneath is a search input field with a dropdown menu currently showing "Search by Last Name". At the bottom of the pop-up are two buttons: a blue "CONTINUE" button and a white "CANCEL" button with a blue border.

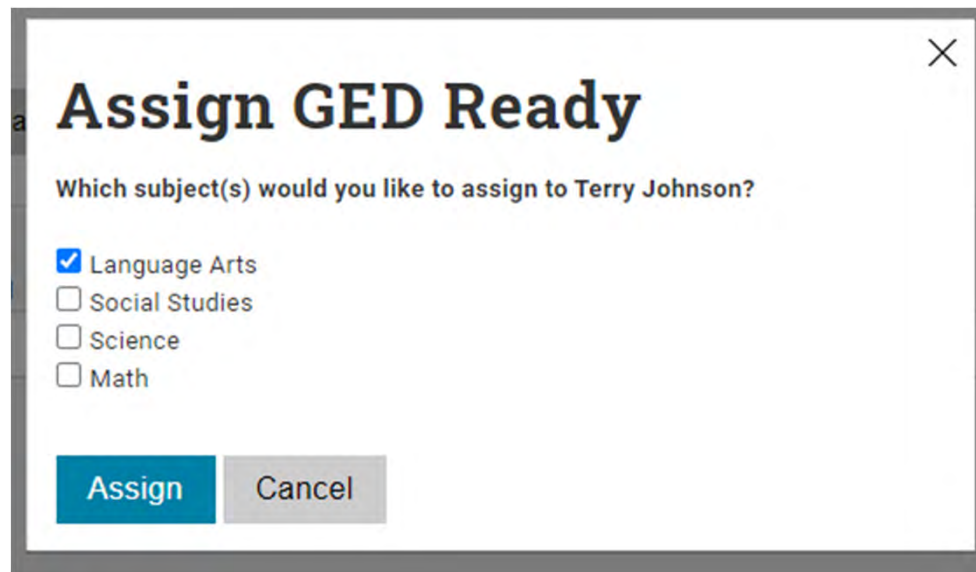
## Step 2

Use Search field in Assign GED Ready pop-up box to find student. (Only students you have access to will appear).

Last Name search is default but can be changed.

Once student is selected, Click Continue.

# Assign to Student cont'd.



The screenshot shows a dialog box titled "Assign GED Ready" with a close button (X) in the top right corner. Below the title, it asks, "Which subject(s) would you like to assign to Terry Johnson?". There are four checkboxes: "Language Arts" (checked), "Social Studies", "Science", and "Math". At the bottom, there are two buttons: "Assign" (in a blue box) and "Cancel" (in a grey box).

## Step 3

Choose GED Ready test subject(s) for selected student.

Click Assign.

# Updated Dashboard

Unassigned  
9

Assigned  
1

Used  
0

[Buy GED Readys](#)[Assign GED Readys](#)[Share](#)

Filter by

Last NameFirst NameEmailTesting JurisdictionGED IDProgramStatus

Subject

[Apply Search Filters](#)[Clear Filters](#)

Rows Per Page 10

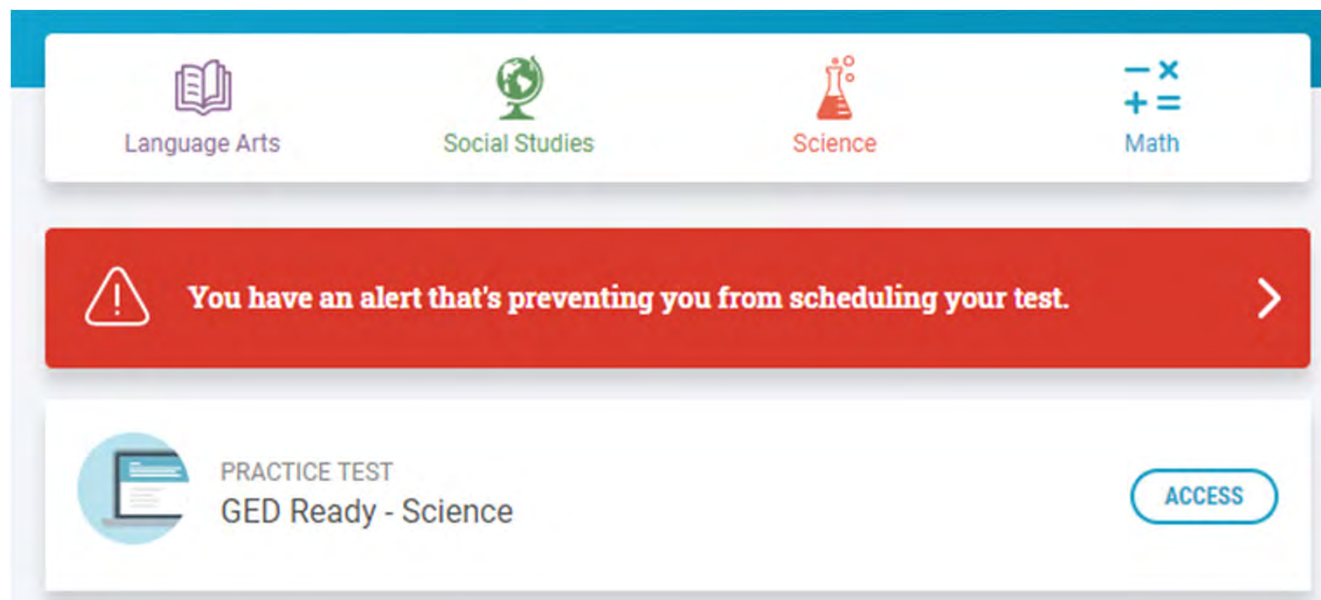
Name	Email	Jurisdiction	GED ID	Program	Subject	Assigned Date	Status
Terry Johnson	Tj92johnson@gmail.com	FL	master-st2-		Language Arts	02/09/2021	Not Started (unassign)

Student now has an activity card on the home page of their GED account telling them they have an RLA GED Ready test assigned. Link launches the GED Ready test.

Once student launches GED Ready test, **Used** field will show 1 and Status field will show **In Progress**

# Activity Card in Student Account

When student logs in to their GED.com account they see an activity card with the GED Ready subject that has been assigned to them. They click Access to launch the test. They will still be able to choose the language of the test.



# Unassign GED Ready Test

As long as student has not launched GED Ready test, it can be unassigned and will go back into pool of available GED Readys.

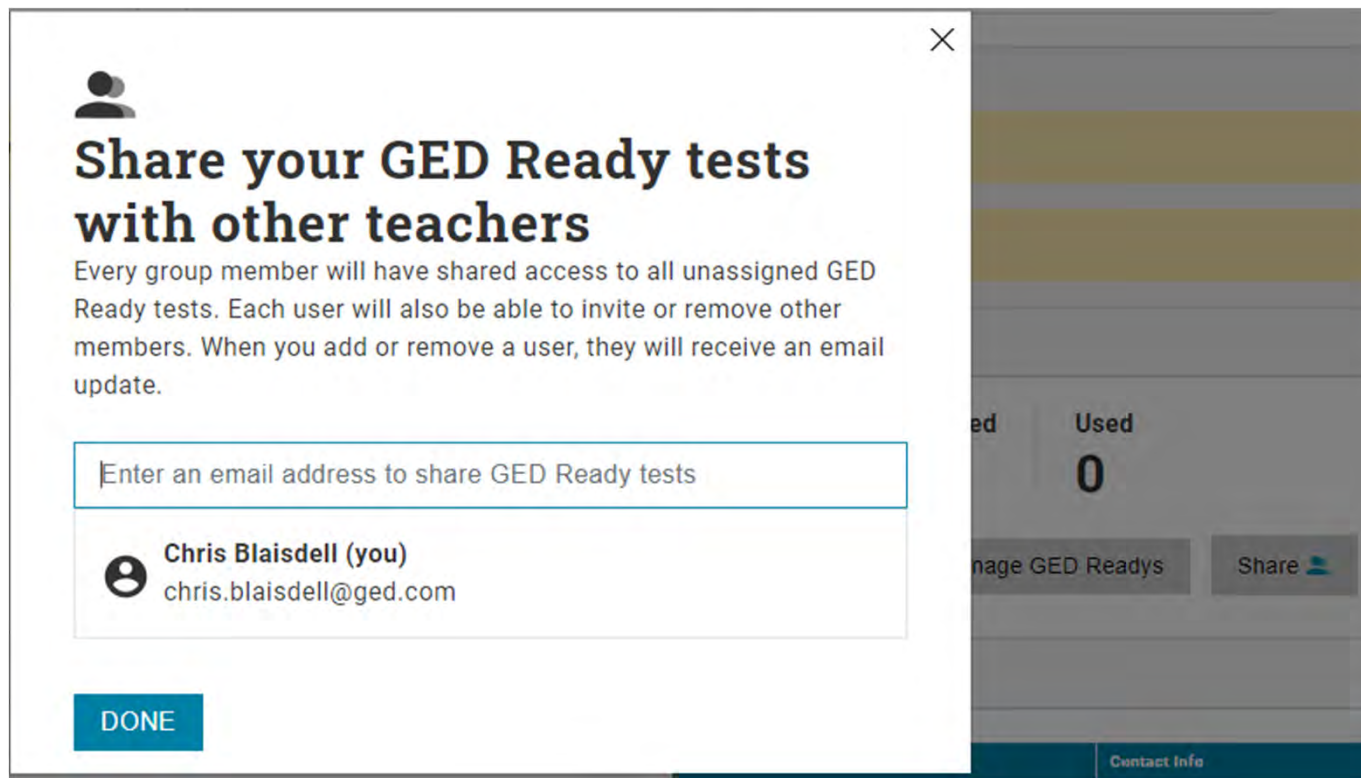
Just click “unassign” in status column of Manage GED Readys screen.

Name	Email	Jurisdiction	GED ID	Program	Subject	Assigned Date	Status
Terry Johnson	Tj92johnson@gmail.com	FL	master-st2- 20201128-0029- 8070		Language Arts	02/09/2021	Not Started (unassign)
Caitlin Jones	newa8_intl@ged.com	BGD	master-st2- 20200220-4063- 2568		Science	02/09/2021	Not Started (unassign)
Caitlin Jones	newa8_intl@ged.com	BGD	master-st2- 20200220-4063-		Math	02/09/2021	Not Started (unassign)



# Share GED Ready Tests

From dashboard or Manage GED Readys screen, you can share access to your purchased GED Ready tests with other educators in your program. Each educator has access to all purchased GED Ready tests for assignment.



# Group Dashboard


Once part of a group, your dashboard will show the total unassigned tests belonging to the group, the total number of tests you specifically have assigned, and the number of tests your students have used.

Welcome to GED Manager Chris!

BETA

Your GED Readys

Group's unassigned

7 

Buy GED Readys


You've assigned

3

Manage GED Readys

You've used

0

Share 

# My Assigned Tests

To see tests *you* have assigned:

- Manage GED Readys
- Choose your email address in the Assigned By field
- Click Apply Search Filters

You can now see all tests you have assigned and the status of those tests.

Filter by

Last Name

First Name

Email

Testing Jurisdiction

GED ID

Program

Assigned By

Status

Subject

chris.blaisdell@ged.com (you)

Apply Search Filters

Clear Filters

Rows Per Page

10

25

50

Name	Email	Jurisdiction	GED ID	Program	Subject	Assigned Date	Assigned By	Status
Caitlin Jones	newa8_intl@ged.com	BGD	master-st2-20200220-4063-2568		Science	02/09/2021	chris.blaisdell@ged.com (you)	Not Started (unassigned)
Caitlin Jones	newa8_intl@ged.com	BGD	master-st2-20200220-4063-2568		Math	02/09/2021	chris.blaisdell@ged.com (you)	Not Started (unassigned)
QNhWktQohSSSOTw Tester	ReadyGreenEnablesOnVueTest20210224c4a-873a-607a9106af79@ged.com	VA	main-st2-20210224-8907-5835		Language Arts	02/24/2021	chris.blaisdell@ged.com (you)	Not Started (unassigned)
TUHjOlpriDzUnil Tester	StudentAuthRoleTest20210224534-98dc-cbea282e5f9a@ged.com	MN	main-st2-20210224-5938-3673		Social Studies	02/24/2021	chris.blaisdell@ged.com (you)	Not Started (unassigned)

# Assigned Test Status

Filter by  
Last Name      First Name      Email      GED ID      Assigned By      Status      Subject

Apply Search Filters    Clear Filters

Rows Per Page    10    25    50

Name	Email	GED ID	Subject	Assigned Date	Assigned By	Status
OuXdCzzzbGFzEq Tester	ShareReadyModalFlowTest20210305a80-84a9-82a4275afb0f@ged.com	main-st2-20210305-2409-1202	Social Studies	03/05/2021	ShareGroup_Owner-main@ged.com	Not Started (unassign)
KdlineHXZgsUhnxa Tester	ShareReadyModalFlowTest20210305a42-b314-cf640da1c81b@ged.com	main-st2-20210305-9834-2567	Social Studies	03/05/2021	ShareGroup_Owner-main@ged.com	Not Started (unassign)
WqUbMmNczZvjFGP Tester	AssignReadyModalFlowTest20210305b94-a3c8-35197de3af0e@ged.com	main-st2-20210305-5030-9048	Language Arts	03/08/2021	testABEMN@ged.com	Not Started (unassign)
WqUbMmNczZvjFGP Tester	AssignReadyModalFlowTest20210305b94-a3c8-35197de3af0e@ged.com	main-st2-20210305-5030-9048	Social Studies	03/08/2021	testABEMN@ged.com	Not Started (unassign)
BgioONTwfiDOeUw Tester	ShareReadyModalFlowTest2021030505c-bb15-01897fea8868@ged.com	main-st2-20210305-5712-0910	Social Studies	03/05/2021	ShareGroup_Owner-main@ged.com	Not Started (unassign)
EaRidmbUVDnraWG Tester	ShareReadyModalFlowTest2021030891d-9afa-c399e8def194@ged.com	main-st2-20210308-6627-8069	Social Studies	03/08/2021	ShareGroup_Owner-main@ged.com	Not Started (unassign)
ELhrtADQRxDKAJt Tester	ShareReadyModalFlowTest20210308401-b38b-3eb983fbb7eb@ged.com	main-st2-20210308-6503-3781	Social Studies	03/08/2021	ShareGroup_Owner-main@ged.com	Not Started (unassign)
AjujZbzhGebNjHm Tester	ShareReadyModalFlowTest20210308448-8f9b-	main-st2-20210308-9639-8816	Language Arts	03/08/2021	chris.blaisdell@ged.com (you)	Not

To check on status of assigned tests:

- Manage GED Readys
- Choose status “Not Started” (or another status) from Status field
- Click Apply Search Filters

You can see all assigned tests within your group and which educator assigned them. Any educator within group can Unassign test from student if Not Started.

# FAQs

- FAQs are accessible from the What's New section within GED Manager for enabled users
- <https://ged.com/wp-content/uploads/GED-Ready-Direct-FAQs.pdf>

# Questions?

# Thank you!

Brian Smith

[Brian.smith@ged.com](mailto:Brian.smith@ged.com)

202-309-2906