

2022 ACE Summer Symposium

GET THERE

Florida's Workforce Education Initiative

June 6 – 7
"All Things Data"



Agenda

- Adult Education Performance Based Funding
- 2020-21 In Review
- 2021-22: A Look at Today
- 2022-23: A Look Forward
- IET Data Reporting
 - Integrated Education & Training (IET) Programs Review
 - IET Program Numbers
 - IET Measurable Skill Gains (MSG)
 - IET Data Reporting Timeline
 - 2021-22 IET Supplemental Data Reporting
 - 2022-23 IET Data Reporting
 - Detailed Reporting Guidance
- Resources
- Questions

Performance Based Funding

Adult Education Performance Funding

- Approximate timeline
- Performance Measures
- Related coming data related changes

Adult Education: 2020-21 In Review

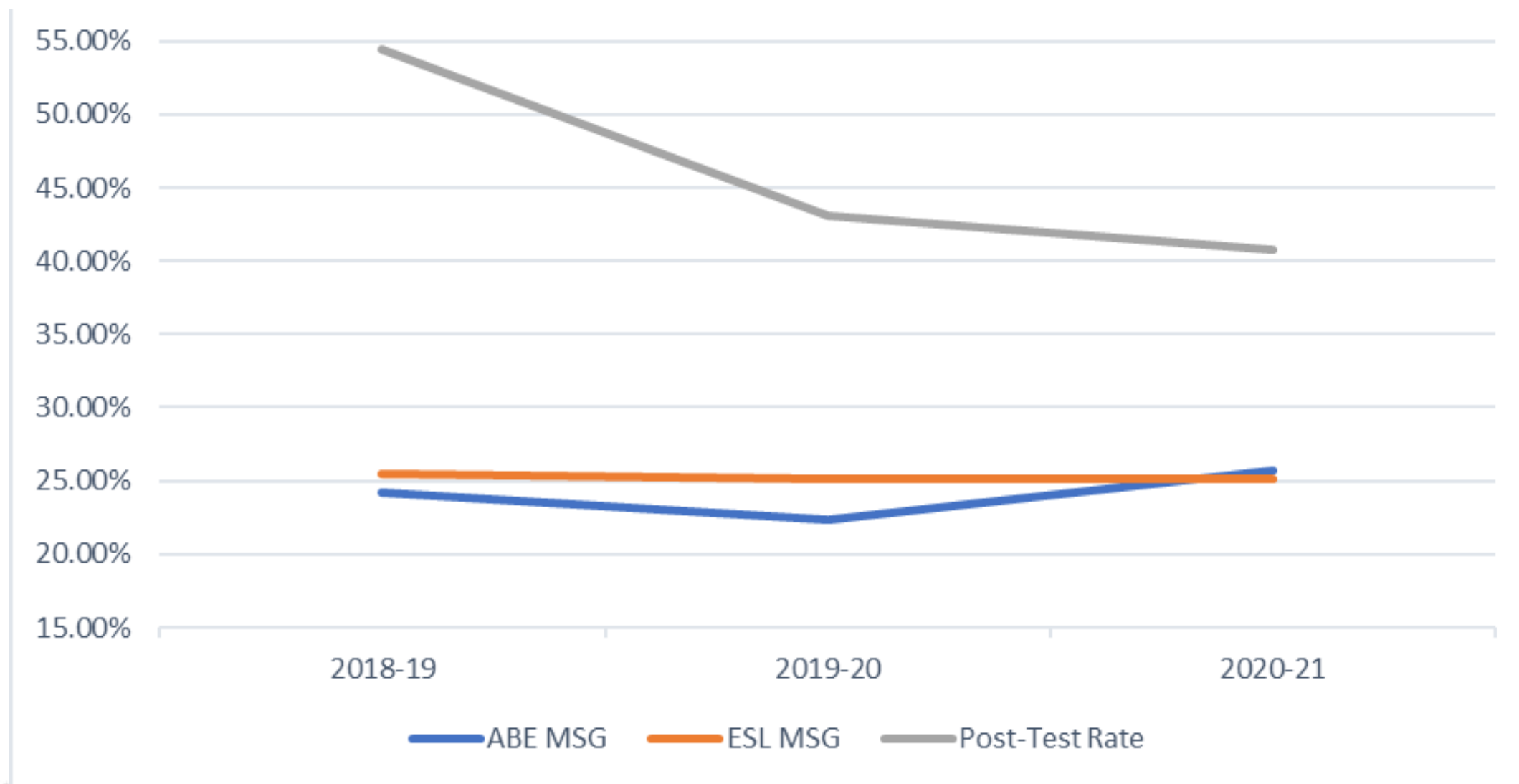


NRS Data









NRS 3 Year Performance Overview

	2018-19	2019-20	2020-21
ABE MSG	24.2%	22.3%	25.7%
ESL MSG	25.5%	25.1%	25.1%
Post-Test Rate	54.4%	43.1%	40.8%



2020-21 NRS Performance Compared to 2020-21 Targets

Measure	2020-21 Performance	2020-21 Targets	
Percent Employed 2nd Quarter after Exit	24.0%	28.3%	
Percent Employed 4th Quarter after Exit	24.1%	26.0%	
Median Earnings, 2nd Quarter after Exit	\$4,617	\$4,395	
Percent Attained Secondary Diploma/Equiv and Enrolled in Postsec Ed within 1 Year of Exit	6.7%	↓	
Percent Attained Secondary Diploma/Equiv and Employed within 1 Year of Exit	18.9%	↓	
Percent Attained Postsec Credential while enrolled or within 1 Year of Exit	38.2%	↓	
Percent Attained ANY Credential	23.2%	10.6%	
Measurable Skill Gain – ABE	25.7%	25.0%	
Measurable Skill Gain - ESL	25.1%	27.0%	

2021-22: A Look At Today



2021-22 At a Glance (Survey F & W)

District

Program	2020-21 Enrollment	2021-22 Enrollment	2020-21 Inst Hours	2021-22 Inst Hours
Adult Basic Education (ABE)	14,265	13,352	2,084,051	1,779,762
Adult English for Speakers of Other Languages (ESOL)	25,808	37,680	4,639,783	5,595,945
Adult High School	2,972	3,076	602,812	601,884
Adult High School Co-Enrolled	14,926	22,507	968,944	2,024,548
English Literacy for Career and Technical Education (ELCATE)	13	26	1,055	1,136
General Education Development ® (GED ®) Preparation	2,779	4,529	258,906	469,129
Grand Total (Includes AAAE, ESOL-CCR, ESL-Literacy Skills)	62,491	83,892	8,916,130	10,870,681

Source: 202_AGE_EnrollmentHrsCompByProg20212122_SVYFW Survey Report

2021-22 At a Glance (Survey F & W)

District

Program	Percent Change Enrollment	Percent Change Instructional Hours
Adult Basic Education (ABE)	-6%	-14%
Adult English for Speakers of Other Languages (ESOL)	46%	20%
Adult High School	3%	-1%
Adult High School Co-Enrolled	51%	109%
English Literacy for Career and Technical Education (ELCATE)	63%	-19%
General Education Development ® (GED ®) Preparation	63%	83%
Grand Total (Includes AAAE, ESOL-CCR, ESL-Literacy Skills)	34%	22%

Source: 202_AGE_EnrollmentHrsCompByProg20212122_SVYFW Survey Report

2021-22 At a Glance (1E & 2E)

Florida Colleges

Program	2020-21 Enrollment	2021-22 Enrollment	2020-21 Inst Hours	2021-22 Inst Hours
Adult Basic Education (ABE)	3,605	3,472	360,674	391,475
Adult English for Speakers of Other Languages (ESOL)	3,943	6,074	434,290	452,642
Adult High School	404	226	59,762	39,327
General Education Development ® (GED ®) Preparation	477	539	34,397	41,529
Grand Total	8,429	10,311	889,123	1,187,384

Source: DQ3_CAEENROLLBYPROG Survey Report

2021-22 At a Glance (1E & 2E)

Florida Colleges

Program	Percent Change Enrollment	Percent Change Inst Hours
Adult Basic Education (ABE)	-4.2%	4.6%
Adult English for Speakers of Other Languages (ESOL)	34.9%	36.7%
Adult High School	-78.3%	-53.3%
General Education Development ® (GED ®) Preparation	11.3%	4.9%
Grand Total	18.0%	22.0%

Source: DQ3_CAEENROLLBYPROG Survey Report

Post-Test Rates (ABE), 2021-22

District Name	Headcount	Percent Post-tested
Alachua	23	0.0%
Baker	81	38.6%
Brevard	343	30.5%
Broward	1,645	8.3%
Charlotte	55	16.7%
Citrus	43	25.6%
Clay	288	0.0%
Collier	405	54.3%
Columbia	63	57.2%
Desoto	82	46.9%
Escambia	224	8.8%
Flagler	101	21.4%
Hardee	67	27.4%
Hendry	41	11.4%

District Name	Headcount	Percent Post-tested
Hernando	71	36.0%
Hillsborough	1,139	32.7%
Indian River	63	11.3%
Jackson	59	28.6%
Lake	255	27.8%
Lee	492	12.8%
Leon	286	26.6%
Liberty	35	41.0%
Manatee	120	30.0%
Marion	200	31.9%
Martin	25	0.0%
Miami-Dade	2,370	38.6%
Monroe	29	22.3%
Nassau	66	2.0%

District Name	Headcount	Percent Post-tested
Orange	542	37.6%
Osceola	373	6.5%
Palm Beach	1,104	34.7%
Pasco	418	16.4%
Pinellas	874	29.7%
Polk	396	6.8%
Santa Rosa	98	56.3%
Sarasota	393	7.7%
St. Johns	59	51.8%
Sumter	99	19.5%
Suwannee	58	50.0%
Taylor	52	94.8%
Wakulla	35	18.9%
Washington	43	46.0%

Districts with less than 20 students have not been included

Post-Test Rates (ESOL), 2020-21

District Name	Headcount	Percent Post-tested
Alachua	67	0.0%
Brevard	245	35.2%
Broward	5,895	21.0%
Charlotte	51	31.3%
Clay	100	0.0%
Collier	1,022	58.2%
Desoto	51	50.0%
Flagler	81	46.7%
Hardee	25	13.0%
Hendry	72	27.4%

District Name	Headcount	Percent Post-tested
Hernando	58	36.4%
Hillsborough	2,453	45.6%
Indian River	34	35.8%
Lake	176	49.7%
Lee	1,502	26.5%
Leon	181	31.6%
Manatee	344	49.8%
Marion	157	36.0%
Martin	138	10.0%
Miami-Dade	13,400	50.5%

District Name	Headcount	Percent Post-tested
Monroe	170	14.7%
Orange	1,466	56.9%
Osceola	1,865	13.6%
Palm Beach	5,522	38.9%
Pasco	136	36.0%
Pinellas	1,087	43.7%
Polk	565	6.3%
Sarasota	698	29.7%
Suwannee	31	45.1%
Taylor	44	100.0%

Districts with less than 20 students have not been included

Adult Education: 2022-23



Approved PY 2022 & 2023 NRS Statewide Negotiated Levels

Performance indicators table		
Performance Indicators	PY 2022 Negotiated Level	PY 2023 Negotiated Level
Employment (Second Quarter After Exit)	31%	31%
Employment (Fourth Quarter After Exit)	27.0%	28%
Median Earnings (Second Quarter After Exit)	\$4,867	\$4,867
Credential Attainment Rate	24%	24%
Measurable Skill Gains	27.6%	28.7%
Effectiveness in Serving Employers	Not Applicable ¹	Not Applicable ¹

New AGE CIP Codes



NEW AGE CIP Codes

Program	Program #	2010 CIP #	2020 CIP #	
ABE	99000000	1532.010200	1532.010100	
AHS	99000010	1532.010202	1532.010500	
AHS Co-Enrolled	99000099	1532.019900	1532.019900	No Change
ESOL	99000040	1532.010300	1532.010900	
ESL-CCR	99000051	1532.010302	1532.010902	
ESL Literacy	99000300	1532.010303	1532.010903	
ELCATE	99000050	1532.010301	1532.010901	
GED® Prep	99000130	1532.010207	1532.020207	

REMINDER

Integrated Education & Training Reporting

Integrated Education and Training Programs

State Vision

- The Florida Department of Education (FDOE) is committed to improving, expanding and creating adult education programs that include adult education career pathways and transitioning opportunities to postsecondary programs. Our goal is to increase the number and percentage of adult education students who enter postsecondary education and earn a degree, certificate and/or industry credential.
- <https://www.fldoe.org/academics/career-adult-edu/adult-edu/adult-edu-career-pathways.shtml>
- Bureau Chief, Ashley Yopp, ashley.yopp@fldoe.org

Integrated Education and Training Programs

The reauthorization of the federal Workforce Innovation and Opportunity Act in 2014 included for the first time a requirement that states provide integrated education and training services. If your agency is a Title II adult education provider with Sec. 231 funds, IET must be offered and, therefore, reported.

WDIS Program Number	FCS CIP Number	Program Name	21-22 NRS Eligible
9900000	1532010200	Adult Basic Education (ABE)	Yes
9900010	1532010202	Adult High School	Yes
9900040	1532010300	Adult English for Speakers of Other Languages (ESOL)	Yes
9900050	1532010301	English Literacy for Career and Technical Education (ELCATE)	Yes
9900051	1532010302	Adult ESOL College and Career Readiness	No
9900099	1532019900	Adult High School Co-Enrolled	No
9900130	1532010207	General Education Development® (GED®) Preparation (GED2014)	Yes
9900300	1532010303	Adult ESOL Literacy Skills	No
S990001	1532010503	Applied Academics for Adult Education	No

IET Program Numbers



IET Program Numbers

- To track IET programs each program is assigned a unique IET Program Number
- Agencies with multiple IET programs will have unique IET program numbers for each program
- 7-digit numeric value
 - Students enrolled in program
 - Approved postsecondary courses taken and passed
 - Approved industry certifications earned

What is my IET Program Number?

- Provided upon approval of IET program
- IET Program Number Appendix
 - IET Program Number
 - IET Program Name
 - Approved Postsecondary Course(s)
 - Approved Industry Certification(s)

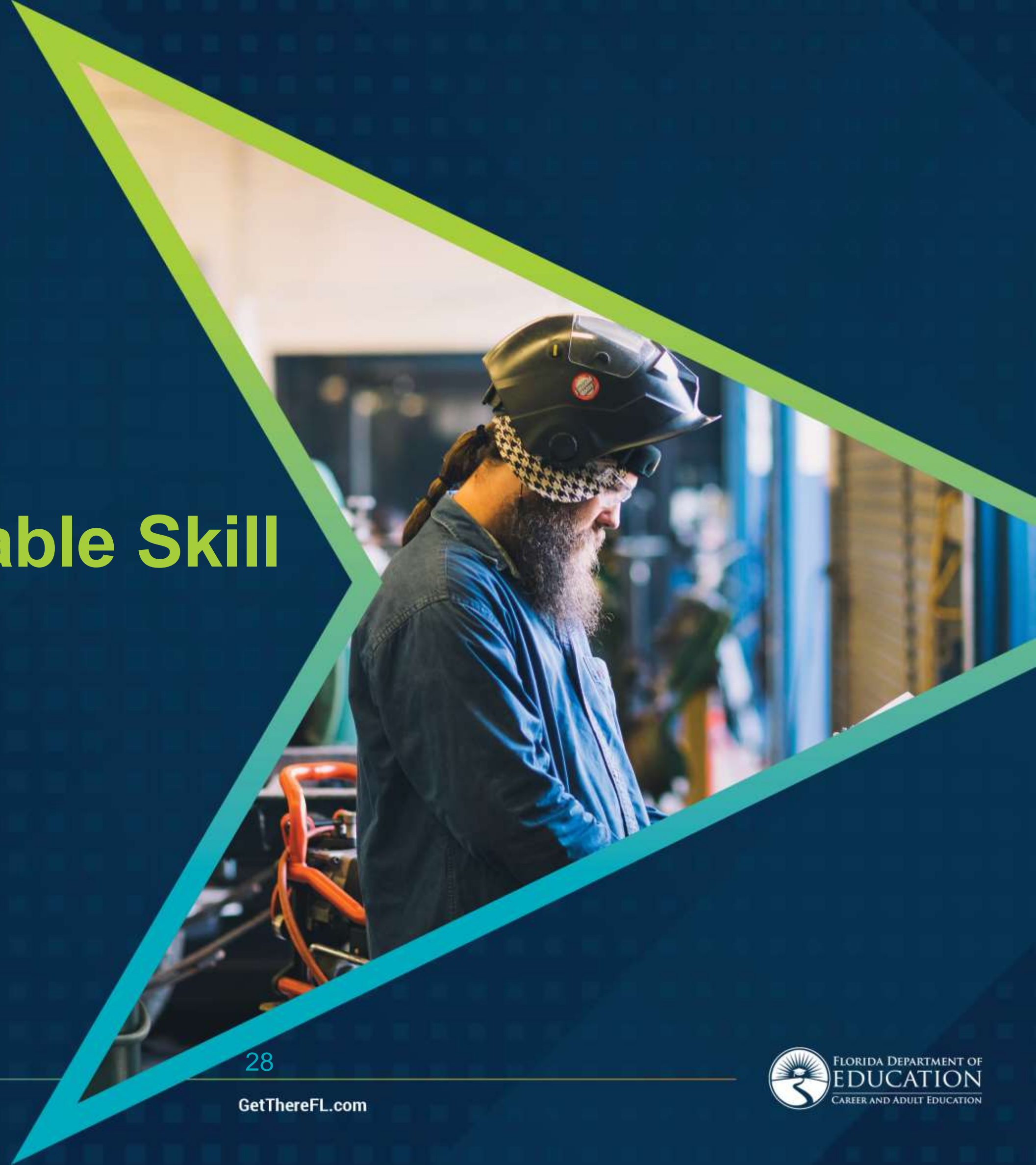
IET Program Number Appendix

	A	B	C	D	E	F	G	H	I	J
	IET Program Numb	IET Program Name	Agency Name	County Served	Cert Code 1	Cert Code 1 Title	Cert Code 2	Cert Code 2 Title	Cert Code 3	Cert Code 3 Title
1	2023041	Baker County School District Information Technology CORR	Baker County School District	Baker	INTUT002	Entrepreneurship & Small Business				
2	2021101	Baker County School District Nursing Assistant AGE	Baker County School District	Baker	FDMQA002	Certified Nursing Assistant (CNA)				
3	2031151	Bay County School District Welding AGE	Bay County School District	Bay	NCCER061	NCCER Welding - Level 1	NCCER062	NCCER Welding - Level 2 (Secondary)	NCCER265	NCCER Welding - Level 3 (Postsecondary)
4	2041101	Bradford County School District Nursing Assistant AGE	Bradford County School District	Bradford	FDMQA002	Certified Nursing Assistant (CNA)				
5	2051154	Brevard County School District Manufacturing Technician Bootcamp AGE	Brevard County School District	Brevard	MSSCN001	MSSC Certified Production Technician (CPT)				
6	2052154	Brevard County School District Manufacturing Technician Bootcamp IELCE	Brevard County School District	Brevard	MSSCN001	MSSC Certified Production Technician (CPT)				
7	2051051	Brevard County School District Parapro AGE	Brevard County School District	Brevard						
8	2052051	Brevard County School District Parapro IELCE	Brevard County School District	Brevard						
9	2051022	Brevard County School District Preapprenticeship - Construction AGE	Brevard County School District	Brevard	MSSCN001	MSSC Certified Production Technician (CPT)				
10	2052022	Brevard County School District Preapprenticeship - Construction IELCE	Brevard County School District	Brevard	MSSCN001	MSSC Certified Production Technician (CPT)				
11	2051153	Brevard County School District Preapprenticeship - Manufacturing Solidworks AGE	Brevard County School District	Brevard	MSSCN001	MSSC Certified Production Technician (CPT)	SOLID003	Certified Solidworks Associate-Academic (CSWA-Academic)		
12	2052153	Brevard County School	Brevard County School	Brevard	MSSCN001	MSSC Certified				

IET Program Number Appendix

	A	B	C	U	V	W	X	Y	Z	AA	SC
	IET Program Number	IET Program Name	Agency Name	Cert Code 9	Cert Code 9 Title	SCNS Course 1	SCNS Course Title 1	SCNS Course 2	SCNS Course Title 2	SCNS Course 3	SCNS Course Title 3
1	2023041	Baker County School District Information Technology CORR	Baker County School District								
2	2021101	Baker County School District Nursing Assistant AGE	Baker County School District								
3	2031151	Bay County School District Welding AGE	Bay County School District								
4	2041101	Bradford County School District Nursing Assistant AGE	Bradford County School District			PRN0090	NURSE AIDE AND ORDERLY OCP A (120 HOURS)				
5	2051154	Brevard County School District Manufacturing Technician Bootcamp AGE	Brevard County School District								
6	2052154	Brevard County School District Manufacturing Technician Bootcamp IELCE	Brevard County School District								
7	2051051	Brevard County School District Parapro AGE	Brevard County School District								
8	2052051	Brevard County School District Parapro IELCE	Brevard County School District								
9	2051022	Brevard County School District Preapprenticeship - Construction AGE	Brevard County School District								
10	2052022	Brevard County School District Preapprenticeship - Construction IELCE	Brevard County School District								
11	2051153	Brevard County School District Preapprenticeship - Manufacturing Solidworks AGE	Brevard County School District								
12	2052153	Brevard County School District Preapprenticeship - Manufacturing Solidworks IELCE	Brevard County School District								

IET Measurable Skill Gains



Integrated Education and Training Program

Measurable Skill Gains

1. Transcript or report card for either secondary or post-secondary education that shows a participant is achieving the state unit's academic standards – **Taking and passing a SCNS postsecondary course for transferrable, postsecondary credit**
2. Progress Toward Milestone - Satisfactory or better progress report, toward established milestones, such as completion of on-the-job training or completion of 1 year of an apprenticeship program or similar milestones, from an employer or training provider who is providing training - **N/A at this time**
3. Successful passage of an exam that is required for a particular occupation, progress in attaining technical or occupational skills as evidenced by trade-related benchmarks such as knowledge-based exams – **Passing/earning industry certification**

Integrated Education and Training Program Measurable Skill Gains

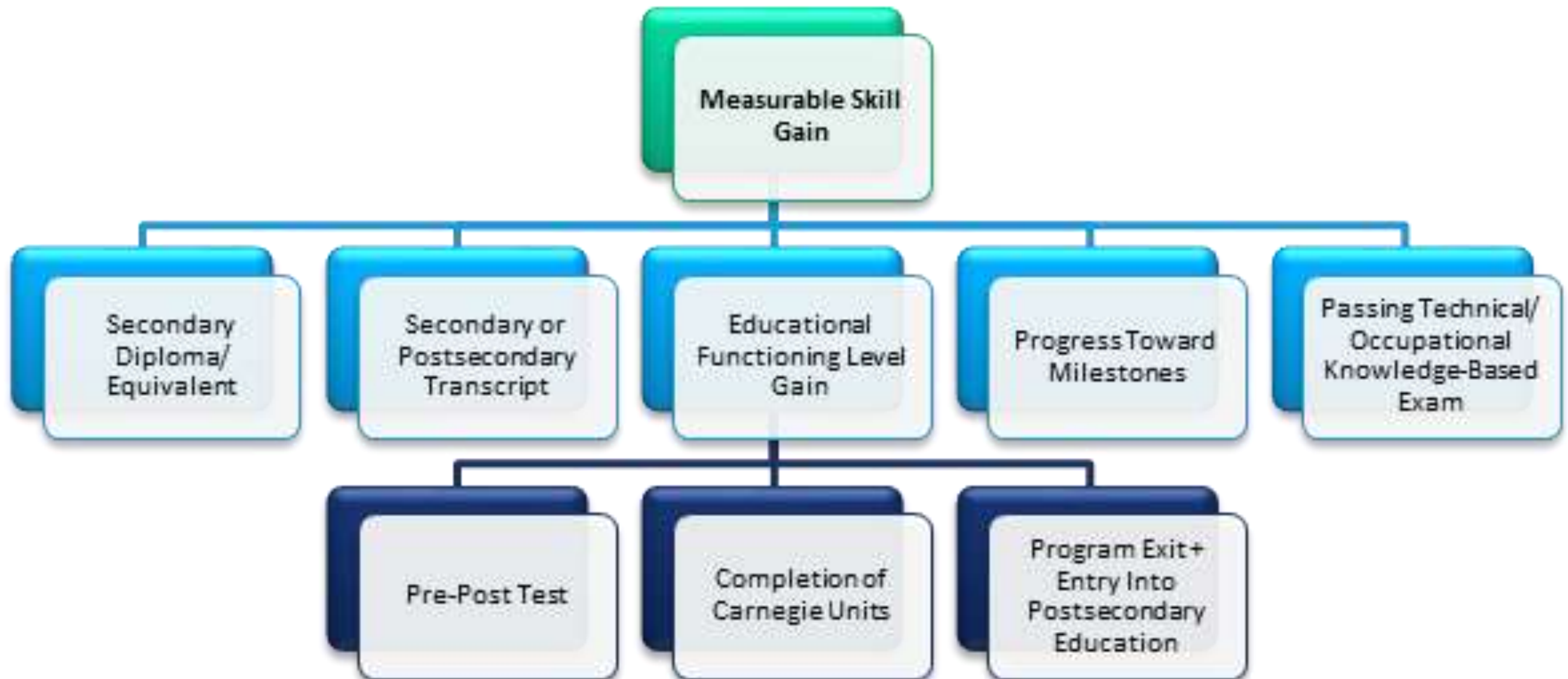
- Postsecondary Courses
- Industry Certifications

Must be approved by the FDOE Adult Education Bureau as a part of an approved IET program

Integrated Education and Training Program Measurable Skill Gains

- Progress Toward Milestone - Satisfactory or better progress report, toward established milestones, such as completion of on-the-job training or completion of 1 year of an apprenticeship program or similar milestones, from an employer or training provider who is providing training - **N/A for at this time**
- **1 year of an apprenticeship program or similar milestone that documents milestones tied to the occupation**
– 2023-24

NRS Measurable Skill Gains: The Five Types



NRS Measurable Skill Gains: The Five Types

- Traditional Adult Education students
 1. Educational Functioning Level Gain
 - Comparison of the participant's initial educational functioning level, as measured by a pretest, with the participant's educational functioning level, as measured by a posttest;
 - States that offer adult high school programs that lead to a secondary school diploma or its recognized equivalent may measure and report educational gain through the awarding of credits or Carnegie units; or
 - Reporting of an educational functioning level gain for participants who exit a program below the postsecondary level and enroll in postsecondary education and training during the program year. A program below the postsecondary level applies to participants enrolled in a basic education program.
 2. Documented attainment of a secondary school diploma or its recognized equivalent

NRS Measurable Skill Gains: The Five Types

- IET Adult Education students
 1. Educational Functioning Level Gain
 2. Documented attainment of a secondary school diploma or its recognized equivalent
 3. Secondary or postsecondary transcript or report card for sufficient credit hours that shows a participant is meeting the state unit's academic standards; - **Postsecondary Course (SCNS – transferrable credit that reflects on an official transcript)**
 4. Satisfactory or better progress report, toward established milestones, such as completion of on-the-job training or completion of 1 year of an apprenticeship program or similar milestones, from an employer or training provider who is providing training; or – **Apprenticeship program progress (to be outlined further)**
 5. Successfully passing an exam that is required for a particular occupation or progress in attaining technical or occupational skills, as evidenced by trade-related benchmarks such as knowledge-based exams. - **Industry certification earning**

IET Data Reporting Timeline



IET Data Reporting Timeline

- 2020-21
 - Data submission was supplemental which only identified IET students and their adult education programs
- 2021-22
 - Data submission will be supplemental
- 2022-23
 - Full Integration into WDIS/FCS/CBO database reporting

2020-21 Supplemental IET Reporting

[illegible]



NRS Table 3

Table 3
Participants* by Program Type and Age

Enter the number of participants by program type and age, non-duplicated.

Program Type (A)	16-18 (B)	19-24 (C)	25-44 (D)	45-54 (E)	55-59 (F)	60+ (G)	Total (H)
Adult Basic Education**							
Integrated Education and Training Program							
Adult Secondary Education***							
Integrated Education and Training Program							
English Language Acquisition****							
Integrated Education and Training Program							
Integrated English Literacy and Civics Education (Sec. 243)*****							
Integrated Education and Training Program							
Total							

Instructions for Completing Table 3

*A participant is an individual in an AEFLA program who has completed at least 12 contact hours in a period of participation.

The total in column H should equal the total in column P of Table 1.

**Number of participants enrolled in ABE levels 1-4. This number includes those enrolled in Integrated Education and Training (IET) programs (Sec. 203(11) of WIOA).

***Number of participants enrolled in ABE levels 5 and 6. This number includes those enrolled in IET programs (Sec. 203(11) of WIOA).

****Number of participants enrolled in English Language Acquisition (ELA) programs but not enrolled in Integrated English Literacy and Civics Education (IELCE) programs (Sec. 243 of WIOA). This number includes those enrolled in IET programs (Sec. 203(11) of WIOA).

*****Number of participants enrolled in IELCE programs (Sec. 243 of WIOA). This number includes those enrolled in IET programs. It does not include those enrolled in ELA programs. Participants reported on this table as enrolled in IELCE programs (Sec. 243 of WIOA) should not be reported under any other program type in this table.

The Total row is the sum of Adult Basic Education + Adult Secondary Education + English Language Acquisition + Integrated English Literacy and Civics Education (Sec. 243) in each column.

NRS Table 4/4C

Table 4
Measurable Skill Gains (MSG) by Entry Level

Enter the number of participants for each category listed, total attendance hours, number achieving at least one educational functioning level gain, number who attain a secondary school diploma or its recognized equivalent, and periods of participation outcomes.

Entering Educational Functioning Level (EFL)	First Period of Participation									All Periods of Participation				
	Number of Participants	Total Number of Participants Excluded from MSG Performance	Total Attendance Hours for all participants	Number who achieved at least one EFL gain	Number who attained a secondary school diploma or its recognized equivalent	Number of IET or workplace literacy participants who achieved an MSG other than EFL gain and secondary school diploma *	Number Separated Before Achieving Measurable Skill Gains	Number Remaining in Program without Measurable Skill Gains	Percentage Achieving Measurable Skill Gains	Total number of Periods of Participation	Total number of Periods of Participation in which Participants achieved at least one EFL gain	Total number of Periods of Participation in which a secondary school diploma or its recognized equivalent was attained	Total number of IET or workplace literacy Periods of Participation in which Participants achieved an MSG other than EFL gain and secondary school diploma *	Percentage of Periods of Participation with Measurable Skill Gains
(A)	(B)	(C)	(D)	(E)	(F)	(G)	(H)	(I)	(J)	(K)	(L)	(M)	(N)	(O)
ABE Level 1														
ABE Level 2														
ABE Level 3														
ABE Level 4														
ABE Level 5														
ABE Level 6														
ABE Total														
ESL Level 1														
ESL Level 2														
ESL Level 3														
ESL Level 4														
ESL Level 5														
ESL Level 6														
ESL Total														
Grand Total														

* **NOTE:** For program year 2020 performance data due on October 1, 2021, the use of columns G and N is permissible but not required. For program year 2021 performance data due on October 1, 2022, the use of columns G and N is required.

Table 4 - Measurable Skill Gains by Entry Level – Close Up

First Period of Participation				All Periods of Participation			
Number who achieved at least one EFL gain	Number who attained a secondary school diploma or its recognized equivalent	Number of IET or workplace literacy participants who achieved an MSG other than EFL gain and secondary school diploma *	Number of Separate Periods of Participation Before Achieving Measurable Skill Gains	Number of Periods of Participation in which participants achieved at least one EFL gain	Total number of Periods of Participation in which a secondary school diploma or its recognized equivalent was attained	Total number of IET or workplace literacy Periods of Participation in which Participants achieved an MSG other than EFL gain and secondary school diploma *	Percentage of Periods of Participation with Measurable Skill Gains
(E)	(F)	(G)	(H)	(L)	(M)	(N)	(O)

Number of IET Participants who achieved an MSG via secondary or postsecondary transcript, programs toward milestones, or passing technical/occupational skills exam.

Reporting was permissible but not required for 2020-21 reporting year and required for the 2021-22 reporting year.

NRS Table 11

Table 11

Outcome Achievement for Participants in Integrated Education and Training Programs

Enter the number of all participants in Integrated Education and Training programs for each of the categories listed.

First Period of Participation				All Periods of Participation		
Primary Indicators of Performance	Number of Participants Included in the Indicator	Number of Participants Achieving Outcome or Median Earnings Value	Percentage of Participants Achieving Outcome	Total Periods of Participation	Total Number of Periods of Participation in which Participants Achieved Outcome or Median Earnings Value for All Periods of Participation	Percentage of Participants in All Periods of Participation Achieving Outcome
(A)	(B)	(C)	(D)	(E)	(F)	(G)
MSG via Achievement of at Least One Educational Functioning Level Gain						
MSG via Attainment of Secondary School Diploma/ Recognized Equivalent						
MSG via Secondary or Postsecondary Transcript						
MSG via Progress Toward Milestones						
MSG via Passing Technical/ Occupational Skills Exam						
Employment Second Quarter after exit						
Employment Fourth Quarter after exit						
Median Earnings Second Quarter after exit			N/A			

NRS Table 11 Con't

First Period of Participation				All Periods of Participation		
Primary Indicators of Performance	Number of Participants Included in the Indicator	Number of Participants Achieving Outcome or Median Earnings Value	Percentage of Participants Achieving Outcome	Total Periods of Participation	Total Number of Periods of Participation in which Participants Achieved Outcome or Median Earnings Value for All Periods of Participation	Percentage of Participants in All Periods of Participation Achieving Outcome
(A)	(B)	(C)	(D)	(E)	(F)	(G)
Attained a Secondary School Diploma/Recognized Equivalent and Enrolled in Postsecondary Education or Training within one year of exit						
Attained a Secondary School Diploma/Recognized Equivalent and Employed within one year of exit						
Attained a Postsecondary Credential while enrolled or within one year of exit						


2021-22 IET Supplemental Data Reporting



2021-22 IET Supplemental Data Reporting

- Expanded to capture required reportable data for the NRS 2021 program year
 - IET students – FLEID
 - Adult Education program – program number
 - IET program name
 - IET program number
 - Postsecondary Course Name
 - Postsecondary Course Number – SCNS course number
 - Industry Certification Name
 - Industry Certification Code – Cert code

2021-22 IET Supplemental Data Reporting



2022-23 IET Data Reporting



2022-23 IET Data Reporting

- 2022-23, NEW data element
- Data Element Name: IET Program Number
- Formats/Record Types
 - WDIS Adult General Education Student Course Schedule – Districts
 - Record Type 6 - FCS
 - Adult Course – CBO
- Surveys/Terms
 - Reporting using the new data element, IET Program Number, will begin 2022-23. Specifically,
 - FCS: Term 1E/2B (summer end-of-term/fall beginning-of-term)
 - WDIS: Survey F/G
 - CBO: Survey 11

IET Program Number

Course Information; Record Type 6

- Report with the adult education course that provides the IET instruction.

Florida College System
Student Database
2022-23 Reporting Year

Data Element 3032

Integrated Education and Training Program Number

Length: 7
Data Type: Numeric
Physical Description: 9 (7)
Record Type(s): 6
Last Modified:

Data Element is used in the Following Reports:

NRS

Description:

Indicates the unique Integrated Education and Training (IET) program number assigned to each IET program offered by Adult Education programs.

See Appendix D for the assigned IET program number.

TABLE VALUES

9999999 Not applicable

NOTE: Please use Appendix D (IET Program Numbers) to identify assigned IET program number. The IET program number must be attached to any adult education course taken that is providing IET instruction. If the student did not enroll in an IET program or is not an adult education student, insert all 9's.

IET Program Number Appendix

	A	B	C	D	E	F	G	H	I	J
	IET Program Numb	IET Program Name	Agency Name	County Served	Cert Code 1	Cert Code 1 Title	Cert Code 2	Cert Code 2 Title	Cert Code 3	Cert Code 3 Title
1	2023041	Baker County School District Information Technology CORR	Baker County School District	Baker	INTUT002	Entrepreneurship & Small Business				
2	2021101	Baker County School District Nursing Assistant AGE	Baker County School District	Baker	FDMQA002	Certified Nursing Assistant (CNA)				
3	2031151	Bay County School District Welding AGE	Bay County School District	Bay	NCCER061	NCCER Welding - Level 1	NCCER062	NCCER Welding - Level 2 (Secondary)	NCCER265	NCCER Welding - Level 3 (Postsecondary)
4	2041101	Bradford County School District Nursing Assistant AGE	Bradford County School District	Bradford	FDMQA002	Certified Nursing Assistant (CNA)				
5	2051154	Brevard County School District Manufacturing Technician Bootcamp AGE	Brevard County School District	Brevard	MSSCN001	MSSC Certified Production Technician (CPT)				
6	2052154	Brevard County School District Manufacturing Technician Bootcamp IELCE	Brevard County School District	Brevard	MSSCN001	MSSC Certified Production Technician (CPT)				
7	2051051	Brevard County School District Parapro AGE	Brevard County School District	Brevard						
8	2052051	Brevard County School District Parapro IELCE	Brevard County School District	Brevard						
9	2051022	Brevard County School District Preapprenticeship - Construction AGE	Brevard County School District	Brevard	MSSCN001	MSSC Certified Production Technician (CPT)				
10	2052022	Brevard County School District Preapprenticeship - Construction IELCE	Brevard County School District	Brevard	MSSCN001	MSSC Certified Production Technician (CPT)				
11	2051153	Brevard County School District Preapprenticeship - Manufacturing Solidworks AGE	Brevard County School District	Brevard	MSSCN001	MSSC Certified Production Technician (CPT)	SOLID003	Certified Solidworks Associate-Academic (CSWA-Academic)		
12	2052153	Brevard County School	Brevard County School	Brevard	MSSCN001	MSSC Certified				

2022-23 IET Program Number Appendices

IET Program Number

- WDIS – Appendix P
- CCTCMIS – Appendix D
- CBO – Appendix G

2022-23 Reporting of Postsecondary Courses and Industry Certifications

2022-23 Data Reporting of IET Related Postsecondary Courses & Industry Certifications

- Postsecondary Course
 - SCNS Number
- Industry Certification Code
 - Cert code

Sector	IET Reportable Information	Format/Record
WDIS	IET Program Number	AGE Student Course Format
	Postsecondary course	Career and Technical Education Student Course Schedule
	Industry Certification	Supplemental Information
CCTCMIS	IET Program Number	Course Information (Record Type 6)
	Postsecondary course	Course Information (Record Type 6)
	Industry Certification	Industry Certification Information Record Format (Record Type 9)
CBO	IET Program Number	Adult Course Format
	Postsecondary course	Supplemental Format
	Industry Certification	Supplemental Format

2022-23 IET Reporting Guidance



Reporting Guidance

See # 12 of new DRAFT IET Reporting Guide

12. How should IET participation be scheduled and reported?

Contextual adult education and workforce preparation learning occurs in a reportable adult education course. Therefore, IET delivery is tied to the course level. It should also be reported to the course level.

- **Scheduling:** Adult education students should be scheduled in a manner that allows for clear delineation between IET and non-IET adult education participants. To do this, utilize section numbers to differentiate between IET and non-IET students if both are enrolled in the IET course.

Reporting Guidance

Reporting

- Each IET student should be reported with:
 - **IET program number**
 - The IET program number should be attached to the adult education course responsible for IET instruction, only.
 - **Postsecondary course number (if applicable)**
 - **Industry Certification Code (if applicable)**
- All other typical adult education student records

Resources

Adult Education Program & Accountability Performance Resources

<https://www.fldoe.org/academics/career-adult-edu/adult-edu/resources.shtml>


- PowerPoint Presentation
- Webinar Recording Link
- IET Program Number Appendices
- 21-22 IET Supplemental Data Templates
- Draft 22-23 IET Program Number Data Elements
- Florida's Integrated Education & Training Data Reporting Guide –
Coming Soon!



NRS Business Rules

NRS Business Rules & Other Resources

<https://www.fldoe.org/academics/career-adult-edu/adult-edu/resources.shtml>



FEATURED TOPICSACADEMICSCHOOLSTEACHINGACCOUNTABILITYPOLICYFINANCE

ADULT EDUCATION

2022-2023 Adult Education Curriculum Frameworks

2021-2022 Adult Education Curriculum Frameworks

Adult Education Curriculum Frameworks Archive

Adult Education Memorandums

Adults with Disabilities

Assessment Resources

Integrated Education & Training

Native Language Literacy Screening Tool

Program & Accountability Performance Resources

Technical Assistance Papers

Employability Skills Standards (RTF)

Program & Accountability Performance Resources

If you have difficulty accessing the files below, and need this information, please contact the Division of Career and Adult Education, Adult Education section at 850-245-0450.

WIOA Resources

- Florida's 2020 Workforce Innovation and Opportunity Act Unified Plan (PDF)
- Florida's Modified WIOA Unified Plan 2018-2020 (PDF)
- Office of Career, Technical, and Adult Education (OCTAE): Workforce Innovation and Opportunity Act
- CareerSource Florida
- U.S. Department of Labor – WIOA Resource Page
- Office of Special Education and Rehabilitative Services (OSERS)

National Reporting System (NRS)

- 2019-2021 Performance Targets (RTF)
- 2018-2020 Performance Targets (RTF)
- 2014-2017 Performance Targets (RTF)
- Student Data Summary Form (PDF)
 - Data Element Crosswalk (PDF)
 - Guidance Definitions (PDF)
 - Data Collection Frequency and Requirements (PDF)
- District National Reporting System Business Rules 2020-2021 (PDF) - 4-21-24
- FCS National Reporting System Business Rules 2020-2021 (PDF) - 4-21-24
- CBO National Reporting System Business Rules 2020-2021 (PDF) - 4-21-24
- NRS Performance Tables (PDF)

Integrated Education and Training (IET) Data Reporting

- Webinar Recording Link
- IET Data Reporting Webinar Presentation 3-1-22 (PDF)
- IET Program Number Appendix - District (Excel) - 4-25-22
- IET Program Number Appendix - FCS (Excel) - 3-22-22
- IET Program Number Appendix - CBO (Excel) - 3-28-22
- 21-22 IET Supplemental Data Template - District (Excel)
- 21-22 IET Supplemental Data Template - FCS (Excel)
- 21-22 IET Supplemental Data Template - CBO (Excel)
- IET Program Number Data Element 22-23 Drafts - Updated 3-11-22 (PDF)

Other Links of Interest

- Florida Institute of Professional Development for Adult Educators
- Adult and Community Educators of Florida (ACE)
- CareerSource Florida



Questions

DCAE Research & Evaluation Contacts

- Tara Goodman, Vice Chancellor
 - Tara.Goodman@fldoe.org
- Dr. Brittany C. Ross, Director, Research & Evaluation
 - Brittany.Ross@fldoe.org
 - 850-245-9005
- Jessi Maddox, Educational Policy Analyst
 - Jessica.Maddox@fldoe.org
 - 850-245-9463
- Audrey Kervin, Program Specialist IV
 - Audrey.Kervin@fldoe.org
 - 850-245-9540
- Merve Pamuk, Program Specialist IV
 - Merve.Pamuk@fldoe.org
 - 850-245-0720

Scan to visit:
www.gettherefl.com

